

## Chapter III

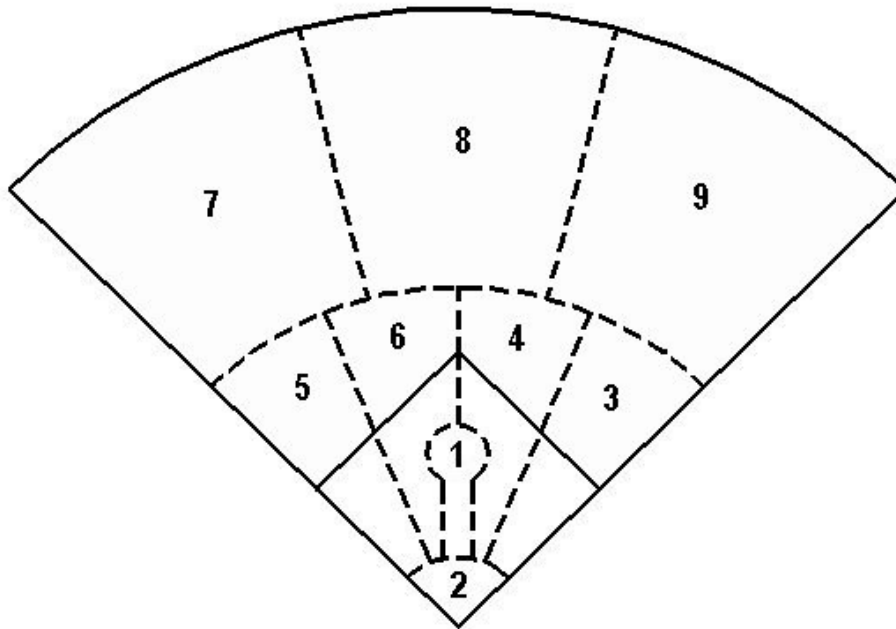
### Offense

Safe hits - Determining the value of safe hits - Game-ending hits - Final conclusions on safe hits - Sacrifice hits - Sacrifice fly - Free arrivals on first base - Bases on balls - Intentional base on balls - Hit by pitch - Defensive interference - Obstruction - Advances - Advance on a hit - Advance on a putout - Advance on an error - Other advances - Fielder's choice - Stolen bases - Caught stealing - Runs batted in - Game winning run batted in



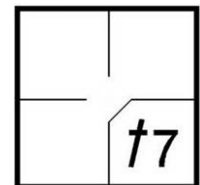
# Safe hits

We shall begin this chapter by describing the symbols used to represent hits. They should be followed by a number identifying the zone of the field in which the hit was recovered or came to rest, which corresponds broadly to the fielding positions.

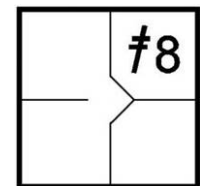


The symbols for safe hits are as follows:

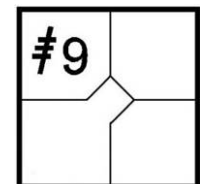
Safe one-base hit (to be recorded in the first base square).



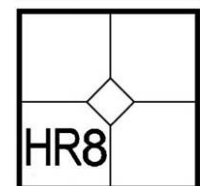
Safe two-base hit (to be recorded in the second base square).



Safe three-base hit (to be recorded in the third base square).



Safe four-base hit or home run (to be recorded in the home base square).



When the ball ends up between two outfielders, it is possible to place two numbers after the symbol for the hit, the latter number being that of the fielder who recovered the ball.

According to rule 10.05 of the OBR, the official scorer shall credit a batter with a base hit:

- a) *When a batter reaches first base (or any succeeding base) safely on a fair ball that settles on the ground, that touches a fence before being touched by a fielder, or that clears a fence [OBR 10.05 a) 1].*

**NOTE:** According to Rule 10.12 a) 1 comment, it is not necessary for a fielder to touch the ball to be charged with an error. The scorer must therefore watch the hit very closely, as a ball that is not touched by a fielder may sometimes give rise to an error as well as a hit.

- b) *When a batter reaches first base safely on a fair ball hit with such force, or so slowly, that any fielder attempting to make a play with it has no opportunity to do so [OBR 10.05 a) 2].*

**Comment:** *The official scorer shall credit a hit if the fielder attempting to handle the ball cannot make a play, even if such fielder deflects the ball from or cuts off another fielder who could have put out a runner [OBR 10.05 a) 2 comment].*

- c) *When a batter reaches first base safely on a fair ball that takes an unnatural bounce so that a fielder cannot handle it with ordinary effort, or that touches the pitcher's plate or any base (including home plate), before being touched by a fielder and bounces so that a fielder cannot handle it with ordinary effort [OBR 10.05 a) 3].*

- d) *When a batter reaches first base safely on a fair ball that has not been touched by a fielder and that is in fair territory when the ball reaches the outfield unless in the scorer's judgement the ball could have been handled with ordinary effort [OBR 10.05 a) 4].*

**NOTE:** This rule has a practical application in cases where the hit is aimed at an infielder who may attempt to touch the ball. Close attention must therefore be paid to whether the ball could have been handled with ordinary effort by the infielder.

- e) *When a fair ball that has not been touched by a fielder touches a runner or an umpire, unless a runner is called out for having been touched by an Infield Fly, in which the official scorer shall not score a hit.*

**NOTE:** In this case the ball is dead and, if the person hit was a runner, he is called out and the hit must be considered safe even if this is the third out [OBR 10.05 a) 5].

- f) *When a fielder unsuccessfully attempts to put out a preceding runner, and in the official scorer's judgement the batter-runner would not have been put out at first base by ordinary effort [OBR 10.05 a) 6].*

**NOTE:** If the scorer also deems that the batter-runner could have been put out, he must score a fielder's choice. In any case, the scorer must observe the action closely in order to be able to score accurately either a base hit or a fielder's choice, paying particular attention to the position of the batter-runner at the time the fielder threw the ball to another base.

In the descriptions of safe hits we have introduced a fundamental concept: Ordinary effort by a fielder. **Ordinary effort is the effort that a fielder of average skill at a position in that league or classification of leagues should exhibit on a play, with due consideration given to the condition of the field and weather conditions.** [OBR 2.00] *This standard, called for several times in the Official Scoring Rules (e.g. Rules 10.05 (a)(3), 10.05 (a)(4), 10.05 (a)(6), 10.05 (b)(3) (Base Hits); 10.08 (b) (Sacrifices); 10.12 (a)(1) Comment, 10.12 (d)(2) Errors; and 10.13 (a), 10.13 (b) (Wild Pitches and Passed Balls)) and in the Official Baseball Rules (e.g. Rule 2.00 Infield Fly)), is an objective standard in regard to any particular fielder. In other words, even if a fielder makes his best effort, if that effort falls short of what an average fielder at that position in that league would have made in a situation, the official scorer should charge that fielder with an error [OBR 2.00 Comment].* We should say straight away that this is a very flexible concept that can vary from one scorer to another. We will therefore try to give guidelines based on the rules themselves and on experience. A first recommendation is not to demand absolute perfection from the defense: in the case of a particularly difficult performance, award a hit rather than an error. Moreover, the scorer should ignore technical errors. The scorer should limit himself to recording the actions as they occurred, leaving it to the managers to rebuke their players for reacting too late or moving too slowly. It is also necessary to bear in mind that balls are often hit with great force, making them extremely difficult to handle.

One very important factor that can influence the scoring of hits is the defensive positions that the players assume before the hit. This determines the difficulty of the play. Clearly, a hit will be more difficult to catch if the players are closer, given the higher velocity of the ball. Before any action takes place, therefore, be aware of the positions of the fielders.

No error should be charged to a fielder who loses time feinting or turning to another base, even if, in the scorer's judgement, a putout on first base would have been more possible and safer. Moreover, no article of the OBR provides for an error being charged against an outfielder if the ball bounces in front of him and over his head.

This is easy to understand, as he was unable to touch the ball in the first instance, not being close enough, and he could not catch it after it had bounced.

Moreover, there are some positions for which it is advisable to think twice before charging an error. Let us look at them:

**The pitcher** - When the hit is made, the pitcher is still completing his recovery movement after having delivered the ball, and is leaning forward, which means that a hit going over him would be very difficult to control, particularly if it had been hit hard. It therefore becomes difficult to make a play and the hit is automatically safe. Obviously, this is not the case if the hit is so slow as to enable the pitcher to return to a normal position in time to catch it. For the above reasons, the pitcher is also the only player exonerated from error if a fast ball passes between his legs.

**The catcher** - The catcher's position is unlike that of the other fielders and this gives him an advantage in certain situations. A throw made to prevent a stolen base is not considered an error, provided that the runner does not subsequently advance. There may also be situations in which it is unclear whether to award a wild pitch or a passed ball; if in doubt, we suggest you give a wild pitch, bearing in mind how uncomfortable it is for the catcher to make certain movements.

**The shortstop** - He is the infielder with the greatest area to cover. This means he is obliged to deal with frequent difficult catches which, for that very reason, cannot be considered errors. For example, a sideways lunge for the ball, a catch at the edge of the red dirt, in front of third base or with his back to the diamond, must all be considered difficult.

**The second baseman** - In the event of a ground ball hit towards second base, which may be caught with ordinary effort, and which the fielder fails to catch, an error shall be charged in the absence of any obvious and relevant sideways motion by the fielder.

**The third baseman** - The zone in which the third baseman operates is where the majority of balls hit within the diamond end up, and where they are the fastest. Many of these balls are therefore difficult to control, given their speed, particularly if they bounce before entering the third base zone. Indeed, if they bounce, the balls may take an unnatural trajectory, increasing the difficulty of the catch. It is important to pay close attention to the speed of the ball in order to judge the difficulty of the catch.

**NOTE:** Similar considerations apply to the first baseman when the batter is left-handed.

**Outfielders** - If a ball hit to the outfielders bounces in front of a fielder who has come forward to catch it on the fly and passes over his head, credit the batter with a two-base hit (or more), rather than a single, and an extra base error.

Another important concept that should be borne in mind in assessing the value of hits is the **benefit of the doubt**. This concept entails granting a hit if there is any doubt, and particularly if it is clear that the defense played well, despite not making a putout.

We shall now look at cases where no hit is awarded. According to rule 10.05 b) of the OBR, the official scorer shall not credit a base hit:

- a) *When a runner is forced out by a batted ball, or would have been forced out except for a fielding error* [OBR 10.05 b) 1].

It follows therefore that if there is also an error, no base hit should be awarded, with the possible exception of obstruction.

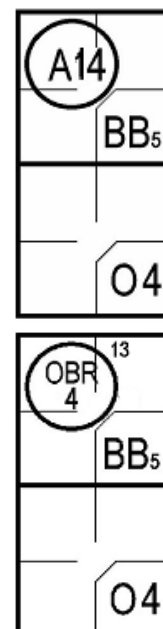
- b) *When the batter apparently hits safely and a runner who is forced to advance by reason of the batter becoming a runner fails to touch the first base to which such runner is advancing and is called out on appeal. The official scorer shall charge the batter with a time at bat but no hit* [OBR 10.05 b) 2].

A hit is credited only if the base runners are not forced.

- c) *When the pitcher, the catcher or an infielder handles a batted ball and puts out a preceding runner who is attempting to advance one base or to return to his original base, or would have put out such runner with ordinary effort except for a fielding error. The official scorer shall charge the batter with a time at bat but no hit* [OBR 10.05 b) 3].

- d) *When a fielder fails in an attempt to put out a preceding runner, and in the scorer's judgement the batter-runner could have been put out at first base* [OBR 10.05 b) 4].

*Comment: Rule 10.05(b) shall not apply if the fielder merely looks toward or feints toward another base before attempting to make the putout at first base.*



Indeed, looking and feinting are an integral part of the game, and of the fielder's actions; his delay in throwing is a requirement of the game and not a result of a catching error.

- e) *When a runner is called out for interference with a fielder attempting to field a batted ball, unless in the scorer's judgement the batter-runner would have been safe had the interference not occurred [OBR 10.05 b) 5].*

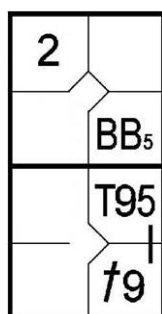
In this case the scorer should pay careful attention to the position of the batter-runner at the time of the interference, insofar as it may be possible to charge a base hit and a putout. In the event of a putout, it is an automatic putout for the runner who committed the interference and a fielder's choice for the batter-runner.

## Determining the value of safe hits

According to rule 10.06 of the OBR, a safe hit shall be scored as a one-base, two-base, three-base hit or home run when the batter reaches the corresponding base when no error, putout or fielder's choice results.

*When, with one or more runners on base, the batter advances more than one base on a safe hit and the defensive team makes an attempt to put out a preceding runner, the scorer shall determine whether the batter made a legitimate two-base hit or three-base hit, or whether he advanced beyond first base on the fielder's choice [OBR 10.06 b)].*

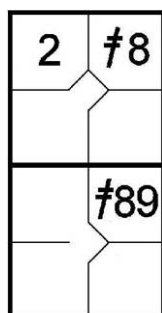
It should also be borne in mind that a batter cannot be awarded a three-base hit if a runner is put out on home base, or would have been put out except for an error. Nor may the batter be credited with a two-base hit if a runner is put out on third or would have been except for an error. In both cases the batter-runner's last advance must be recorded as a fielder's choice.



In any case, the value of a hit should not be deducted from the number of bases advanced by a preceding runner. A batter may score a two-base hit even if the preceding runner advanced only one base, or even none, just as he may deserve only a one-base hit even if he reached second, if the preceding runner advances two bases. The following examples should help to clarify this.

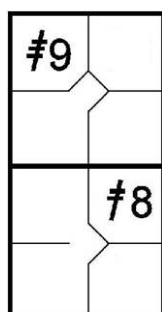
Example 1: The runner on first base advances to third on the hit. The right fielder tries unsuccessfully to throw to third to put out the runner. Thanks to this throw the batter reaches second safely.

This is not a double, but a single with an advance by fielder's choice.



Example 2: The runner on second advances only one base because he holds back to see if the fly ball is caught. The batter, however, reaches second base normally.

This is a double even though the runner advanced only one base.



Example 3: On the hit, the runner on third base moves away then turns back to touch the base, thinking that the ball might be caught on the fly. The ball nevertheless falls to the ground, becoming a safe hit, and the batter reaches second base without the runner daring to score.

This is also a two-base hit.

*When the batter attempts to make a two-base hit or a three-base hit by sliding, he must hold the last base to which he advances. If a batter-runner overslides and is tagged out before getting back to the base safely, he shall be credited with only as many bases as he attained safely. If a batter-runner overslides second base and is tagged out, the official scorer shall credit him with a one-base hit, if the batter-runner overslides third base and is tagged out, the official scorer shall credit him with a two-base hit [OBR 10.06 c)].*

It is important to note the difference between reaching a base by sliding and by running. If a runner overruns a base, he is considered to have safely reached that base, and is credited with a hit corresponding to the number of that base, even if he is subsequently tagged out trying to return. However, if he overslides a base, he has not safely reached that base, and the hit will therefore be scored according to the number of the previous base.

*When the batter, after making a safe hit, is called out for having failed to touch a base, the last base he reached safely shall determine if the official scorer shall credit him with a one-base hit, a two-base hit or a three-base hit. If a batter-runner is called out after missing home plate, the official scorer shall credit him with a three-base hit. If a batter-runner is called out for missing third base, the official scorer shall credit him with a two-base hit. If a batter-runner is called out for missing second base, the official scorer shall credit him with a one-base hit. If a batter-runner is called out for missing first base, the official scorer shall credit him with a time at bat, but no hit [OBR 10.06 d].*

*When a batter-runner is awarded two bases, three bases or a home run when a fielder under the provisions of Rules 7.05 or 7.06(a), the official scorer shall credit the batter-runner with a two-base hit, a three-base hit or a home run, as the case may be [OBR 10.06 e].*

**NOTE:** A batter who has made a safe hit and, despite being trapped between bases, safely reaches the next base without any fielding errors, shall be awarded a hit corresponding to the last base he reached safely.

## Game-ending hits

*When the batter ends a game with a safe hit that drives in as many runs as are necessary to put his team in the lead, the official scorer shall credit such batter with only as many bases on his hit as are advanced by the runner who scores the winning run, and then only if the batter runs out his hit for as many bases as are advanced by the runner who scores the winning run [OBR 10.06 f].*

Thus, if the runner who scores the winning run was on third base, it will be a single, even if the hit was worth more. Similarly, if the runner is on second it will be a double, and if on first it will be a triple, provided that the batter-runner actually touches the bases. If, on the other hand, the batter-runner stops on first base and a runner on second scores the winning run, he is credited with a single, even though the scoring runner advanced two bases. However, *the official scorer shall credit the batter with a base touched in the natural course of play, even if the winning run has scored moments before on the same play. For example, the score is tied in the bottom of the ninth inning with a runner on second base and the batter hits a ball to the outfield that falls for a base hit. The runner scores after the batter has touched first base and continued on to second base but shortly before the batter-runner reaches second base. If the batter-runner reaches second base, the official scorer shall credit the batter with a two-base hit. [OBR 10.06 f] Comment]*

*The only exception is when the batter ends a game with a home run hit out of the playing field, in which case the batter and any runners on base are entitled to score [OBR 10.06 g].*

Let us look at two examples of the above. In the ninth inning, with the score standing at 4 all, the home team at bat, and runners on first and third, the following situations occur:

**Example 4:** The batter makes a safe hit and the runner on third scores the winning run. The batter is credited with a single, regardless of the nature of his hit, and the final result will be 5:4 to the home team [OBR 4.11 c].

#8	
3	
	3
	BB <sub>5</sub>
	†9

#8	
3	
3	BB <sub>5</sub>
HR9	

Example 5: The batter hits a home run out of the field. The home run is credited to the batter as normal, and all runs scored are allowed. The final result is 7:4 to the home team [OBR 4.11 c) Exception].

## Final conclusions on safe hits

To conclude this section on safe hits, we feel it is appropriate to add some considerations on safe hits and errors, and on the criteria to be used when judging such issues.

Baseball is all about hits, which is why the scorer, before giving an error, should think carefully and if there is any doubt, score a hit. The rules confirm that a difficult catch should never be considered an error, and that the scorer's judgement should determine which are easy catches and which are difficult. As we have already seen, some positions involve more difficult catches than easy ones, which is why a little more caution is needed.

**In general, therefore, an error should be charged if, and only if, the scorer is convinced the fielder could have made a putout.**

A problem that sometimes arises for scorers is how to act when two fielders both try to catch the same fly ball and consequently miss it. The general rule in such cases is to decide which of the fielders would have been able to catch the ball, and charge an error to the fielder who spoiled his chances. In any case it must be borne in mind that, while infielders cannot be let off errors with ordinary fly balls, if two outfielders find themselves in this situation and neither one touched the ball or had an opportunity to play it, no error is charged as it is usually very difficult to establish whose ball it was. For this reason, there being significant doubt, the hit is scored as safe. It should also be remembered that if two fielders both go for a fly ball in foul territory, it is best not to charge any error.

In terms of errors of judgement which, according to the rules, are not counted as errors, and consequently score as a safe hit for the batter, we should point out that there is an exception. If a fielder who ought to be able to catch a fly ball is dazzled by the lights and fails to make this clear, and consequently drops the ball, an error must be charged.

If a fielder recovers the ball in time to make a putout but throws to another base, from where no play is possible, an error should always be given.

It should also be remembered that the scorer must always interpret the umpire's rulings and may not take any decision that contradicts these. Thus, when an umpire calls "safe" and "ball on the ground" on a runner, because a fielder in contact with the base drops the ball, an error must always be charged, even if it was a difficult call.

## Sacrifices

### Sacrifice hits

According to rule 10.08 of the OBR:

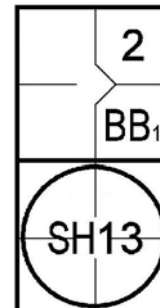
- a) *Score a sacrifice bunt when, before two are out, the batter advances one or more runners with a bunt and is put out at first base, or would have been put out except for a fielding error, unless, in the judgement of the official scorer, the batter was bunting exclusively for a base hit and not sacrificing his own chance of reaching first base for the purpose of advancing a runner or runners, in which case the official scorer shall charge the batter with a time at bat;*

**Comment:** *In determining whether the batter had been sacrificing his own chance of reaching first base for the purpose of advancing a runner, the official scorer shall give the batter the benefit of the doubt. The official scorer shall consider the totality of the circumstances of the at-bat, including the inning, the number of outs and the score.*



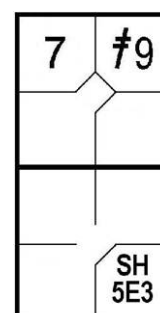
- b) Score a sacrifice bunt when, before two are out, the fielders handle a bunted ball without error in an unsuccessful attempt to put out a preceding runner advancing one base, unless, an attempt to turn a bunt into a putout of a preceding runner fails, and in the judgement of the official scorer ordinary effort would not have put out the batter at first base, in which case the batter shall be credited with a one-base hit and not a sacrifice;
- c) Not score a sacrifice bunt when any runner is put out attempting to advance one base on a bunt, in which case the official scorer shall charge the batter with a time at bat;

In the example, the sacrifice hit to the pitcher allows the runner to advance to second base.

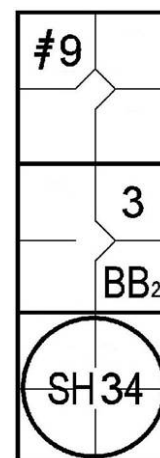


In the second example the sacrifice hit to third base enables the runner to advance from second to third base. An error by the first baseman enables the runner to reach first base safely.

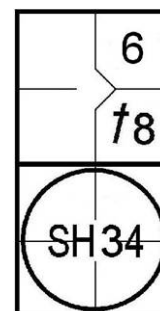
As you can see from this example, each advance is noted with the batting order number of the player who made the sacrifice.

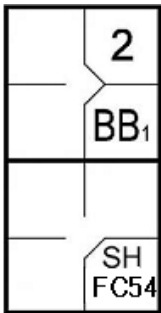


The OBR states that, in order to be credited with a sacrifice hit, one or more runners must advance. In the example given here only one runner advanced, but this is enough to make the hit into a sacrifice hit.



**ATTENTION:** Very often in a sacrifice situation the first baseman runs forward to recover the ball; in these examples it is usually the pitcher or second baseman who goes to cover first base. The scorer must take great care to record the action as it actually occurred. In the example given, the second baseman went to cover first base and received the assist from the first baseman.

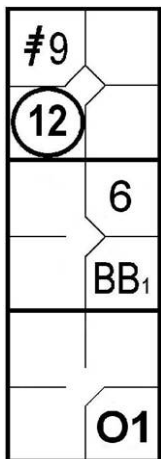




A special case of sacrifice hits occurs when the defense tries to put out a runner and fails, without committing any errors. In this case the batter who reaches first base must be given a sacrifice and fielder's choice.

**ATTENTION:** When, in the scorer's opinion, neither the batter who hit the sacrifice bunt, nor any of the runners, could have been put out by the defense with ordinary effort, a base hit must be scored.

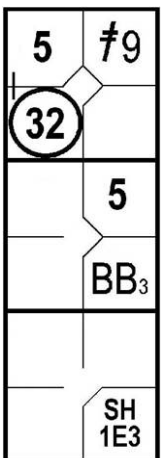
No sacrifice hit is awarded if the bunt leads to a runner being put out, even if one or more runners are able to advance.



Example 6: The bunt is recovered by the pitcher, who puts out the runner going from third to home base, while the runner on first base reaches second safely.

This is not a sacrifice hit and the batter is credited with a turn at bat.

**EXCEPTION:** If a runner is put out trying to reach the base after the one he reached on the sacrifice hit, the batter is also awarded with a sacrifice hit.



Example 7: The runner on second base, after reaching third, continues towards home base in an attempt to exploit the error made on the batter-runner, but he is put out by the catcher with an assist from the first baseman.

**NOTE:** Sometimes a batter may swing the bat with the intention of making a base hit, but succeeds only in hitting the ball softly. In this case he must not be awarded a sacrifice hit, even if one or more runners advance, as this was not the batter's intention. The action is recorded as a normal putout on first base.

## ***Sacrifice fly***

According to rule 10.08 d) of the OBR: *Score a sacrifice fly when, before two are out, the batter hits a ball in flight handled by an outfielder or an infielder running in the outfield in fair or foul territory that*

- (1) is caught, and a runner scores after the catch, or*
- (2) is dropped, and a runner scores, if in the scorer's judgement the runner could have scored after the catch had the fly been caught.*

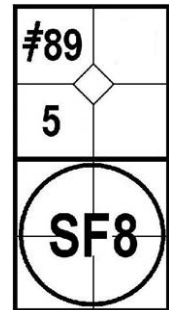
**Comment :***The official scorer shall score a sacrifice fly in accordance with Rule 10.08(d)(2) even though another runner is forced out by reason of the batter becoming a runner.*

The rules specify that the hit must be caught in the outfield, and for this reason a sacrifice fly must be credited even if the ball is caught by an infielder running in the outfield. This applies particularly to the shortstop who, because of the nature of the position, often plays well back on the edge of the red dirt and can therefore, by running quickly, reach the outfield to catch a fly ball.

A sacrifice fly (like a sacrifice hit) does not count as a turn at bat. The abbreviation for a sacrifice fly is "SF" followed by the number of the fielder who made the putout.

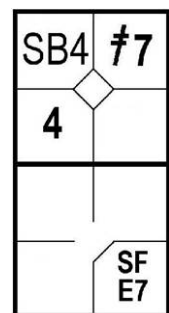
Example 8: A high ball to the center field becomes a sacrifice fly as it allows the runner on third base to score. Obviously, the runner on third waited until the ball had been caught before leaving the base, otherwise he would have been called out on appeal and cancelled out the sacrifice fly.

**IMPORTANT:** While a sacrifice hit is credited if it enables a runner to advance a base, a sacrifice fly is credited **only** if it enables a runner to reach home base.



A sacrifice fly is credited even if the ball is dropped by the fielder provided that, in the scorer's opinion, the runner could have scored a run even without the error.

Example 9: Sacrifice fly to the left fielder, who drops the ball. As you can see, the advance by the runner to home base is annotated with the batting order number of the player who hit the sacrifice fly.



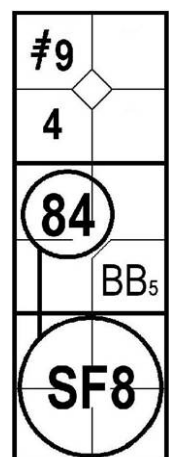
A sacrifice fly also occurs when the ball is hit into foul territory in the outfield. Indeed, a catch by an outfielder in foul territory puts the runners back into play, and they may try to advance. The abbreviation "FSF" is used to designate a sacrifice fly in foul territory.

A sacrifice fly must be credited if it enables a runner to score a run, even if another runner is tagged out at a base he was trying to reach.



Example 10: The center fielder, after catching a fly ball, assists the second baseman in time to put out the runner on first, while the runner on third reaches home base.

If the defense had already made a putout, the run would have to be scored before the out on second base (third putout), otherwise no run would have been scored and it would not be a sacrifice fly.



A sacrifice fly must also be credited if the ball is dropped by the defense and a runner is forced out, so long as the runner on third scores.

#9	
4	
84	BB <sub>5</sub>
	SF 08

Example 11: The center fielder, after having dropped the ball, forces the runner out on second, while the other runner scores. In this case no error is charged to the outfielder, in accordance with rule 10.12 d) 4 of the OBR.

## Free Arrivals on first base

There are certain specific events or actions that enable the batter to become a runner and therefore entitle him to first base without risk of being put out, provided that he advances and touches first base.

First, it would be useful to look at some features that are common to all cases:

- Not all advances to first base are considered turns at bat for the batter-runner concerned.
- When runners are forced to advance as a consequence of the batter-runner's advance to first, the batting order number of the batter-runner must be recorded in the square corresponding to the base reached.
- When a batter who has become a runner refuses to exercise his entitlement to first base, or fails to touch the base, he is charged with an automatic putout and a turn at bat.
- The total number of free advances to first base awarded to each team is recorded, subdivided into categories, in the appropriate space on the box score balance at the bottom right of each scoresheet where, along with At Bats and sacrifices, they are used to calculate the number of plate appearances (PA) for that team.

## Bases on balls

*A Base on Balls is an award of first base granted to a batter who, during his time at bat, receives four pitches outside the strike zone [OBR 2.00].*

*The batter becomes a runner and is entitled to first base without liability to be put out (provided he advances to and touches first base) when... four "balls" have been called by the umpire [OBR 6.08 a)].*

*The official scorer shall score a base on balls whenever a batter is awarded first base because of four balls having been pitched outside the strike zone [OBR 10.14 a)].*

The abbreviation to be used in the first base square is "BB", followed by a number representing the cumulative number of bases conceded by the same pitcher (as we saw for strikeouts).

	BB <sub>4</sub>

In the example given here, this is the fourth base on balls conceded by the same pitcher.

In the event of a change of pitcher, the count of bases on balls is restarted from one.

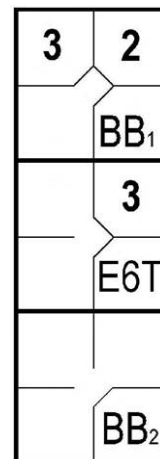
When a substituted pitcher returns to the pitcher's mound, the first base on balls he allows will be given a number one higher than the count he had accumulated before he was replaced.

As has already been noted, a base on balls does not count as a turn at bat.

When one or more players are forced to advance because of the award of a base on balls, their advances are recorded along with the batting order number of the batter who was awarded the base on balls.

**NOTE:** In this case, as in others we will see, the advance is noted down in the same way as an advance on a hit. We said previously that the number without parentheses was used to indicate that the runners advanced on a hit; we can now expand this by saying that the number without parentheses is used to indicate that the runners advanced because of the batter (who in this case forced them to advance). In the example given here, the award of a base on balls to the batter (the third to the plate) forced the two runners on base to advance.

**IMPORTANT:** If the fourth ball hits the batter, the advance to first base is scored not as a base on balls but as a “hit by pitch”. If, after having been awarded a base on balls, a batter refuses to advance to first, the base on balls is not credited. The batter is called out and charged with a time at bat, as we have already seen.



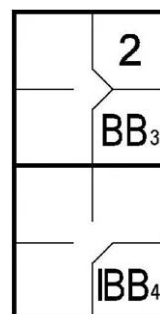
## Intentional base on balls

*The official scorer shall score an intentional base on balls when the pitcher makes no attempt to throw the last pitch to the batter into the strike zone but purposely throws the ball wide to the catcher outside the catcher's box [OBR 10.14 b].*

The scorer must pay particular attention to intentional bases on balls. The intent must be very clear, and is usually justified by particular playing situations, such as the need not to confront a particularly good batter, or to fill up the bases so that all runners are forced to advance. The abbreviation “IBB” is used for an intentional base on balls.

An intentional base on balls counts as a normal base on balls, and is included in the cumulative count.

After three normal bases on balls an intentional base on balls is given. Regardless of the intent, this counts as the fourth base on balls by this same pitcher.



## Hit by pitch

*The batter ... is entitled to first base ... when ... he is touched by a pitched ball which he is not attempting to hit, unless:*

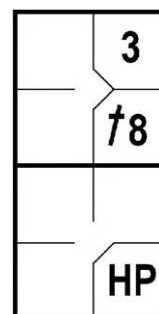
1. *The ball is in the strike zone when it touches the batter; or*
2. *The batter makes no attempt to avoid being touched by the ball.*

*If the ball is in the strike zone when it touches the batter, it shall be called a strike, whether or not the batter tries to avoid the ball. If the ball is outside the strike zone when it touches the batter, it shall be called a ball if he makes no attempt to avoid being touched [OBR 6.08 b].*

The abbreviation used in this case is “HP”. A hit by the pitcher does not count as a turn at bat. The ball is dead and no runners may advance unless forced. When a batter hit by the pitcher forces one or more base runners to advance, their advances are noted followed by the batting order number of the batter, as we have seen for bases on balls.

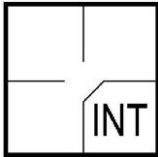
**APPROVED RULING:** *When the batter is touched by a pitched ball which does not entitle him to first base, the ball is dead and no runner may advance [OBR 6.08 b].*

In this case also, if the batter refuses to advance to first base he is called out and charged with a turn at bat.



## Defensive interference

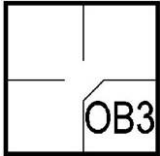
*The catcher or any fielder interferes with [the batter]. If a play follows the interference, the manager of the offense may advise the plate umpire that he elects to decline the interference penalty and accept the play. Such election shall be made immediately at the end of the play. However, if the batter reaches first base on a hit, an error, a base on balls, a hit batsmen, or otherwise, and all other runners advance at least one base, the play proceeds without reference to the interference [OBR 6.08 c].*



The abbreviation to use for the batter's advance to first is "INT", and counts as an error against the catcher (or the fielder who committed the interference). The interference does not count as a turn at bat.

## Obstruction

*OBSTRUCTION is the act of a fielder who, while not in possession of the ball and not in the act of fielding the ball, impedes the progress of any runner [OBR 2.00].*



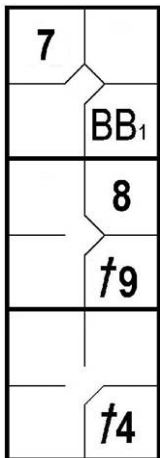
The abbreviation for the batter-runner is "OB" followed by the number of the fielder who committed the offense, who in turn is charged with an error.

*If a play is being made on the obstructed runner, or if the batter-runner is obstructed before he touches first base, the ball is dead and all runners shall advance, without liability to be put out, to the bases they would have reached, in the umpire's judgement, if there had been no obstruction. The obstructed runner shall be awarded at least one base beyond the base he had last legally touched before the obstruction. Any preceding runners, forced to advance by the award of bases as the penalty for obstruction, shall advance without liability to be put out [OBR 7.06 a].*

When a batter awarded first base for obstruction forces one or more runners to advance, their advances are noted with the batting order number of the batter.

When the obstruction is committed the ball is dead and each player, including the batter-runner, may advance to the bases that, in the umpire's judgement, they would have reached had there been no obstruction. Obstructions to the batter do not count as a turn at bat.

## Advance to first base on the ball hitting a runner or umpire



*The batter becomes a runner and is entitled to first base without liability to be put out (provided he advances to and touches first base) when ... a fair ball touches an umpire or a runner on fair territory before touching a fielder [OBR 6.08 d].*

If this happens, the ball is dead, the batter-runner is credited with a base hit, and if a runner was hit he is called out (Out by Rule 9). Even if this is the third putout, the batter-runner is entitled to a hit.

As the ball is dead, no runners may advance unless forced.

*If a fair ball touches an umpire after having passed a fielder other than the pitcher, or having touched a fielder, including the pitcher, the ball is in play [OBR 6.08 d].*

Example 12: With runners on first and third, the fair ball hit by the eighth batter in the line-up hits the second base umpire. The ball is dead. The batter is credited with a hit (the number alongside the symbol identifies the area where the hit occurred). Of the runners on base, only the forced runner to second base advances.



Example 13: With fewer than two out and runners on first and third, the hindmost runner is hit by a ground ball from the third batter.

The hit runner is called out (Out by Rule 9).

The batter-runner is awarded first base on the hit.

If a run is scored as a result of this action by the unforced runner it does not count, and the player therefore has to return to the base he occupied previously.

**ATTENTION:** If a runner not touching a base is hit by an infield fly, the batter is called out as well as the runner (Out by Rule 8). This is a double play.

If, on the other hand, the runner is hit by an infield fly while in contact with the base, only the batter is declared out.

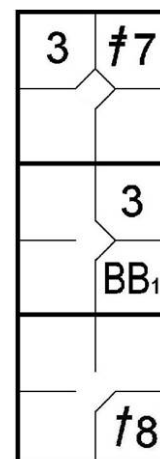
Note that in an infield fly situation the ball is live and in play, and therefore all runners may advance at their own risk.

## Advances

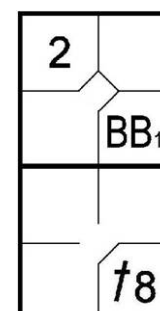
Up until now we have looked at putouts, errors and hits. All these actions of the game may have the direct consequence of enabling one or more runners already on base to advance. We shall now look at how runners' advances are recorded in the three situations mentioned above.

### Advancing on a hit

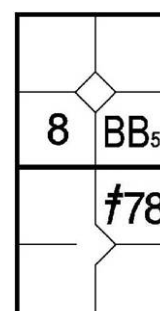
When a runner advances on a hit, it is recorded by writing the batting order number of the batter who was awarded a base hit in the square corresponding to the base reached. Thus, if first and second bases are occupied and the batter hits a single, allowing the runners to reach second and third bases respectively, the runners' arrival at second and third bases is recorded with a number three (the batter is third in the batting order) in the squares corresponding to those bases.



Example 14: With a runner on first base, the batter (second in the batting order) hits a single, allowing the runner to reach third base. This is recorded with a number two in the corresponding square.



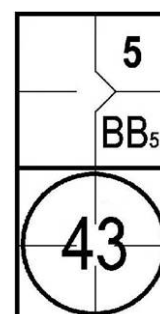
Example 15: With a runner on first base, the batter (eighth in the batting order) hits a double, enabling the runner to reach home base. The number eight is therefore noted in the home base square.

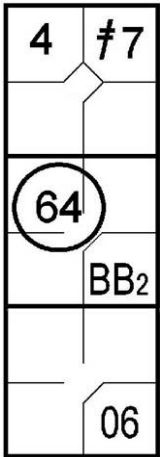


### Advancing on a putout

#### *Batter called out*

As we have seen for safe hits, if a hit allows a runner to advance, even if the batter is put out as a result, the advance is recorded by noting the batting order number of the batter in the square corresponding to the base reached. Thus, if, with a runner on first base, the batter (fifth in the batting order) hits towards the second baseman, who puts him out at first base, nevertheless allowing the runner to reach second, the number five is written in the corresponding square.

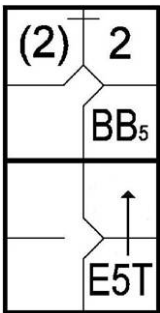




**Runner called out**

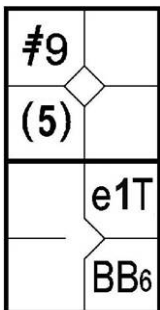
If, with a runner on first base and another on second, the batter (fourth in the batting order) hits to the shortstop, who throws to second in time to put out the runner, we will note the other runner's arrival on third base with the number four, while the batter's arrival on first base is by fielder's choice. This is because the runner advanced on the hit (clearly, the shortstop realised he had no time to put out the runner, otherwise he would have thrown to third base), while the batter reached first base because the defense preferred to put out a more advanced runner.

**Advancing on an error**



If one or more runners advance beyond the bases they had legally reached thanks to an error committed against the batter or another runner, their advance is recorded in the box corresponding to the base reached by noting in parentheses the batting order number of the batter or runner against whom the error was committed.

Example 16: With a runner on first base the batter hits towards the third baseman, who muffs an assist to first base, enabling the batter to reach second base and the runner to reach third. The runner's arrival on second base is recorded with the number two, without parentheses, since he reached it on a hit (the runner would have reached the base even if the throw by the third baseman had been perfect), and the other runner's arrival on third base is noted with the number two in parentheses, as the base was reached thanks to the error committed against the batter who was second in the batting order.

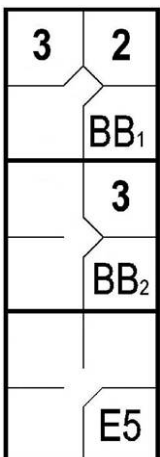


Example 17: With a runner on first base and another on third, the pitcher tries to pick off the runner on first base, but muffs the throw.

Thanks to this error, the runner on third scores a run and the runner on first base advances to second.

The advance by the runner on third base is scored with the number five in parentheses, since he took advantage of the error against the runner who was fifth in the batting order; in this case the arrival of the hindmost runner on second base is considered to have been due to an extra base error.

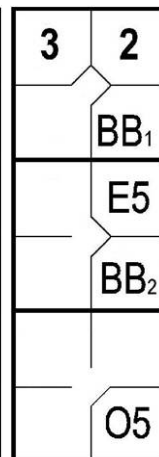
**ATTENTION:** If a decisive error is committed with two men out, no advances are considered to have been on hits, and all numbers are in parentheses, since if the play had been correct there would have been three putouts and no one would have been able to advance. If an outfielder commits a catching error, any advances are recorded in parentheses, provided that the scorer does not consider that the runner could have advanced if the fly ball had been caught correctly.



Example 18: With runners on first and second, the batter hits a ground ball to the third baseman, who muffs the catch, enabling all runners to reach base safely.

In this case the advances are not recorded with parentheses because, despite the error, it is assumed that the third baseman would not have been able to play for anyone other than the batter-runner.

The runners would have reached base safely even with a correct play.



If it is judged that the third baseman could more easily have played for the runner on second base, the action is recorded as given to the right, but even here there are no parentheses for the runner on third base, and the batter-runner is recorded as having reached first on fielder's choice.



**Example 19:** With runners on second and third, the catcher drops the third strike.

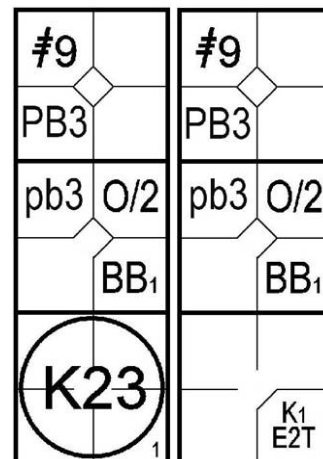
He succeeds in recovering it and putting out the batter-runner, but the other runners reach base safely.

The advances are not legal as they would not have happened had the catcher not misplayed the ball.

In this case, as it is a “passed ball” by the catcher (or a “wild pitch” by the pitcher), the advances are noted with the abbreviations “PB” and “pb” (or “WP” and “wp”), followed by the batting order number of the batter-runner.

It follows that the abbreviations “PB” and “pb” (or “WP” and “wp”) would also be used when, in a similar action, the batter-runner reaches base safely on “KE2T” or “K2E3”.

**NOTE:** In the examples given, it is assumed that the runners advance on a “passed ball” by the catcher.

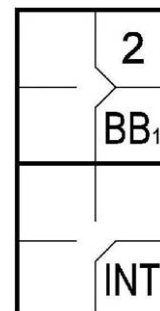


**IMPORTANT:** As a general rule, an advance on a hit (regardless of whether the batter is credited with a hit or is put out) is recorded with the batting order number of the batter. An advance on an error committed against the batter or another runner is recorded with the batting order number of the batter, if the runners would have advanced in any case. Parentheses are used when the runners are subsequently able to advance thanks to an error; the number in parentheses is that of the batter in the event of a decisive error, or of the runner in the case of an extra base error.

## Advancing on interference

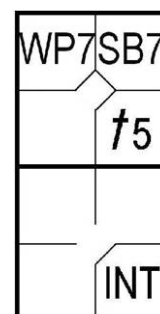
*The batter becomes a runner and is entitled to first base without liability to be put out (provided he advances to and touches first base) when ... the catcher or any fielder interferes with him [OBR 6.08 c)].*

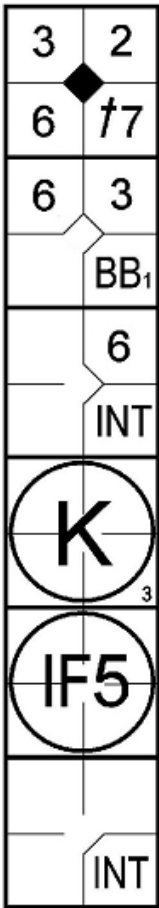
When runners are forced to advance because of interference, it is recorded with the batting order number of the batter. When a run is scored as a result of all base runners being forced to advance because of interference, the run is considered a run batted in.



Any runner who, having been awarded first base for interference, refuses to advance, is called out and charged with a turn at bat.

As a rule, once the catcher interferes with the batter and the umpire has called interference, the ball is dead, the batter is awarded first base and no runners may advance unless forced.





Example 20: The first batter hits a single.

The second is awarded a base on balls and forces the runner to second base.

The catcher interferes with the third and forces the other two to advance.

Bases are now full.

All runners' advances are legal.

The fourth batter is struck out.

The fifth hits an infield fly which is called by the umpire.

The sixth also suffers interference. The first batter scores the run and this is a Run Batted In, according to Rule 10.16 a) and 10.16 a) Comment of the OBR .

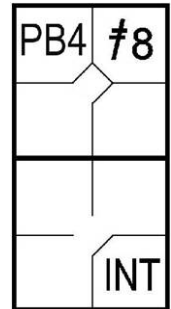
This is recorded by the batting order number of the batter concerned.

If, despite the interference, the batter succeeds in hitting the ball and creating a play with runners on bases, the umpire will call attention to the irregularity and let the action continue.

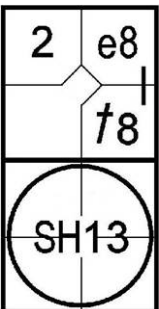
Once the action has finished the manager in question may choose to forgo the penalty for interference or accept the situation that resulted from the hit.



Example 21: With fewer than two out and a runner on third base the batter, despite interference, succeeds in hitting a deep fly ball, allowing the runner to score. The manager of the offensive team, once the action is completed, can choose whether to keep the run and let the batter be called out ...

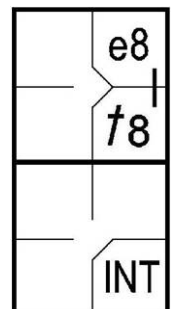


or to keep the runner on third base and the batter on first.



Example 22: With a runner on second base, the catcher interferes with the batter as he bunts the ball, which allows the runner to advance.

After the batter is put out at first base, the manager has the option to choose whether to accept the situation that was created after the sacrifice ...



or to bring the runner back to second and the batter-runner to first.

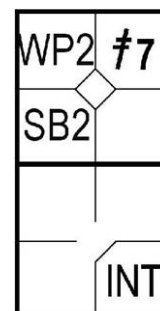
Rule 6.08 c) of the OBR provides that, if a fielder interferes with the batter and a runner on third base attempts to score by a steal or a squeeze, the runner scores and the batter is awarded first base (also OBR 7.07).

Rule 7.04 d) of the OBR states that any other runners present may advance only if, at the time of the interference, they were attempting to steal a base (or were forced).

**Example 23:** While the runner on third base runs towards home base to take advantage of the squeeze by his colleague in the box, the catcher interferes with the batter.

The ball is dead and a run is scored.

The batter-runner is awarded first base. The runner, who is already committed, is awarded a stolen base.



## Advancing on obstruction

*If a play is being made on the obstructed runner ... the ball is dead and all runners shall advance, without liability to be put out, to the bases they would have reached, in the umpire's judgement, if there had been no obstruction. The obstructed runner shall be awarded at least one base beyond the base he had last legally touched before the obstruction. Any preceding runners, forced to advance by the award of bases as the penalty for obstruction, shall advance without liability to be put out [OBR 7.06 a)].*

For the runner who was interfered with we write "ob" (lower case) followed by the number of the fielder who committed the offense. This is considered an extra base error. For any other runners who advance, the batting order number of the obstructed runner is written in parentheses.

## Automatic advances

There are specific situations of play, largely concerning batters, in which the umpire, in application of the provisions of rules 5.09 g), 5.09 h), 6.05 n) and 7.04 c) of the OBR, calls "dead ball" and advances all runners to the next bases. The symbol to be used for such advances is "ABR" (advance by rule) preceded by the batting order number of the offensive player who provoked it. Generally speaking, all ABRs are legal, and therefore any runs scored, provided that any preceding or subsequent advances are legal, are earned runs.

**ATTENTION:** No run scored "ABR" may be considered a run batted in for the batter.

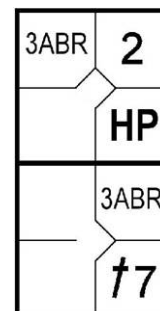
## Ball lodges in the umpire's or catcher's mask or paraphernalia

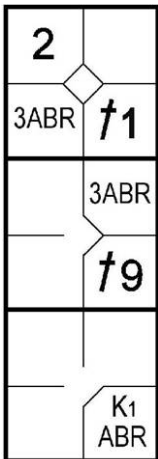
*The ball becomes dead and runners advance one base, or return to their bases, without liability to be put out, when ... a pitched ball lodges in the umpire's or catcher's mask or paraphernalia, and remains out of play; runners advance one base [OBR 5.09 g)].*

The same rule states that if the pitch is the third strike or the fourth ball, the batter is also awarded first base.

**Example 24:** With first and second bases occupied, and one ball and one strike to the batter, the ball lodges in the catcher's mask, and the runners advance one base while the batter remains in the box to play out his turn.

He is awarded a ball or a strike depending on the umpire's call. The advances are recorded with the abbreviation "3ABR", as the batter is third in the batting order.





Example 25: No men out, third and first bases occupied and two balls and two strikes to the batter.

The pitched ball lodges in the umpire’s clothing and is called the third strike.

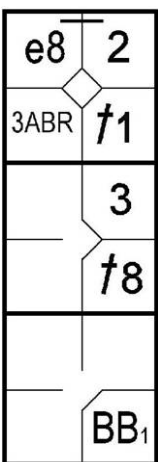
The batter is therefore awarded first base and the runners are allowed to advance one base.

As we can see, the advances are recorded with “3ABR” because the batter was the third in the batting order.

The batter becomes a runner and advances to first base with the abbreviation “KABR”, followed by the cumulative number of strikeouts for the pitcher currently on the mound.

In this specific example, the run scored with an “ABR” is an earned run but, as stated previously, it is not considered a run batted in by the batter.

**ATTENTION:** When the pitch in question is judged to be the fourth ball, the batter is awarded a normal base on balls. It follows that any forced advances by runners are considered a consequence of the base on balls.



Example 26: With first and third bases occupied and the count at three balls and one strike, the ball lodges in the umpire’s clothing. In this situation, the pitch is considered the fourth ball and the batter is awarded first base.

The advance by the runner on third base is recorded with “3ABR” as he was not forced and the batter was third in the batting order.

The runner on first base, who would have advanced to second in any case as a result of the base on balls, is marked with the batting order number of the batter, since this is a normal forced advance.

The batter becomes a runner and advances to first on a base on balls, which is also the first by the current pitcher.

The run scored by the first batter is not a run batted in, and it is not possible to know whether it is an earned run until after the next play.

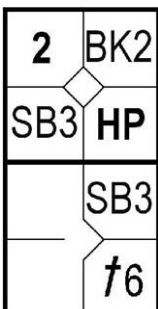
### Legal pitch touches a runner trying to score

*The ball becomes dead and runners advance one base, or return to their bases, without liability to be put out, when ... any legal pitch touches a runner trying to score; runners advance [OBR 5.09 h)].*

Rule 6.05 n), which will be examined in more detail later, describes the effects that arise when a runner attempting to steal home base is hit by a pitched ball while passing through the strike zone. It should be noted that the legal pitch discussed in this rule touches the runner before entering the strike zone.

In this situation, the batter is credited with a ball, the run is scored and the touched runner is credited with a steal.

As far as the advances by other runners are concerned, we have to evaluate whether, at the time of the pitch, the offensive team were committed to stealing a base; if so, they should be credited with a steal; if not, their advances are noted in the box of the bases they were awarded with the abbreviation “ABR”, preceded by the batting order number of the touched runner.



It is worth noting that when the ball in question is the fourth, the batter is awarded first base and all forced advances by runners are treated as if they had occurred on a base on balls, including a run scored with bases full. This will obviously be a run batted in.

Example 27: In the course of an attempted double steal, the lead runner is touched by the pitched ball before he reaches home base.

As he was clearly in the act of stealing a base, both advances are recorded with the abbreviation “SB”.

**Example 28:** With the second runner in the line-up on first base, the lead runner is touched by the legally pitched ball before reaching home base.

The run is allowed, the leading runner is credited with a stolen base and the other runner's advance to second base is recorded with the notation "1ABR", the number one standing for the batting order number of the hit runner.

2	WP2
SB3	HP
	1ABR
	†9

**Example 29:** With third and first bases occupied, and a full count to the batter, there is an attempted double steal.

The lead runner is touched before reaching the strike zone.

The run is allowed, the runner who scored is credited with a steal and the batter, as this was the fourth ball, is awarded first base.

This latter event also justifies the second runner's advance, regardless of whether he was already attempting to steal a base (forced advance).

2	
SB3	E6
	3
	†9
	BB <sub>1</sub>

**Example 30:** With bases loaded, two out and a full count to the batter, the legally pitched ball slips from the pitcher's hand and hits the runner leaving third base before entering the strike zone.

Given that the pitch is also the fourth ball, all (forced) advances occur as a consequence of the base awarded to the fourth batter (who is also credited with a run batted in), regardless of any attempts to steal a base.

3	(2)
4	†7
4	3
	E8F
	4
	HP
	BB <sub>1</sub>

### Legal pitch touches runner in strike zone while attempting to score

As mentioned earlier, rule 6.05 n) of the OBR states that *with two out, a runner on third base, and two strikes on the batter, the runner attempts to steal home base on a legal pitch and the ball touches the runner in the batter's strike zone. The umpire shall call "Strike Three", the batter is out and the run shall not count; before two are out, the umpire shall call "Strike Three", the ball is dead and the run counts.*

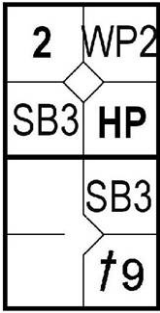
Any advances are recorded with "ABR" preceded with the batting order number of the touched runner, except if an attempt to steal was already under way.

**Example 31:** With first and third bases occupied and fewer than two strikes on the batter, the runner on third is touched by a legally pitched ball while passing through the strike zone.

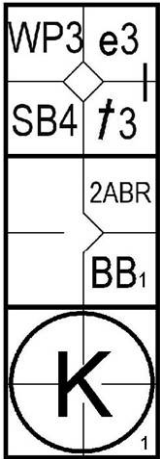
The umpire allows the run, charges a strike to the batter and awards the other runner second base.

The run counts as "stolen" while the advance to second base is recorded with the abbreviation "ABR" preceded by the batting order number of the lead runner.

2	WP2
SB3	HP
	1ABR
	†9



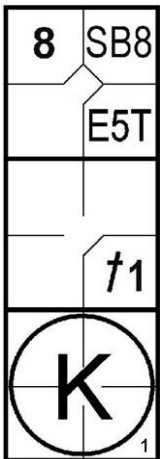
In the example the second runner was trying to steal the next base: both are credited with a stolen base.



Example 32: With first and third bases occupied, fewer than two out and two strikes on the batter, the runner on third tries to steal home base but is touched while passing through the strike zone.

The umpire calls out the batter on the third strike, validates the run and awards the other runner an additional base.

The scorer therefore credits the runner who scored with a stolen base, and notes down the advance to second with the abbreviation “ABR”.



Example 33: With first and third bases occupied, two out and two strikes on the batter, the runner on third is touched in the strike zone as he is trying to score.

The umpire calls out the batter and (as this is the third putout) no run is scored.

**A fielder, after catching a fly ball, falls into a bench or stand, or into a crowd when spectators are on the field**

*A fielder, after catching a fly ball, falls into a bench or stand, or falls across ropes into a crowd when spectators are on the field [OBR 7.04 c)].*

The rule states that in such a situation the runners advance one base (the ball is dead). The symbol used for such advances (which are completely legal) is “ABR” preceded by the batting order number of the retired batter. If the scorer judges that the runner on third base would have reached home base had the incident not occurred, the batter should be credited with a sacrifice fly (FSF).

**Example 34:** With no men out and bases full, the seventh batter hits a short fly ball into foul territory towards the third base dugout.

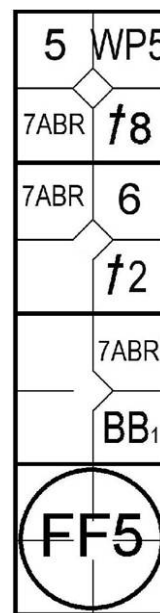
The fielder makes the catch but falls into the dugout as he does so.

The umpire calls out the batter and all runners advance one base.

Each advance is noted with the abbreviation “ABR” preceded by the number seven, which identifies the batter.

Provided that there have not already been three fielding chances, the run scored in the example is an earned run, but was not batted in.

**ATTENTION:** When the fielder, after catching a foul fly, ends up in the dugout but does not fall, the batter is called out and the ball remains in play.



**Example 35:** With no men out and a runner on third, the batter hits a long fly ball into foul territory towards the left fielder who, after making a dash for the ball, succeeds in catching it but falls into the fence, ending up outside the field.

The umpire calls out the batter and sends the runner home.

The advance is noted with the abbreviation “ABR” preceded by the number six, which is the batting order number of the batter.

If there have not already been three fielding chances, the run is earned but not batted in.



**ATTENTION:** When, in the scorer’s opinion, the hit to the outfield would have enabled the runner to score in any case, he should mark it down as a sacrifice fly, and the run counts as having been batted in.

**ATTENTION:** Given the number and variety of possible causes it is essential, in the event of an “ABR”, to note in the appropriate space on the score report the number of the rule that gave rise to the advance.

*Each runner, including the batter-runner may, without liability to be put out, advance ... one base if a fielder deliberately touches a pitched ball with his cap, mask or any part of his uniform detached from its proper place on his person. The ball is in play, and the award is made from the position of the runner at the time the ball was touched [OBR 7.05 j)].*

## Missed infield fly

Rule 2.00 of the OBR states that when infield fly is called, the ball remains in play and all runners may advance at their peril. It may occur, therefore, that one or more offensive players take advantage of an infield fly that is not caught to advance to the next base. Such advances, which are generally the result of a fielding error, are noted with the abbreviation “e” (extra base error), followed by the position of the fielder who missed the easy catch, in the square corresponding to the lead runner, who is the one who drew the most benefit from the fielding blunder.

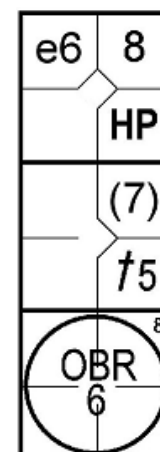
The squares representing the bases reached by any other runners are filled with the batting order number of the lead runner, in parentheses.

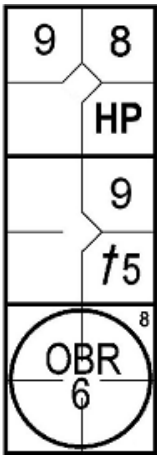
**Example 36:** With no out and first and second bases occupied, the shortstop misses an easy infield fly by batter number nine, giving the two runners the opportunity to advance one base.

The arrival at third base is annotated with the extra base error by the fielder, while the advance to second is annotated with the batting order number (in parentheses) of batter.

Any runs scored on an uncaught infield fly would not be earned at that time (**unearned advance**) but they may become so as the game proceeds.

They are certainly not batted in.





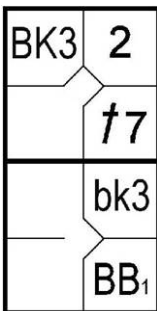
Example 37: Identical conditions and situation as in the previous example.

The only difference is that the shortstop misses the catch because he was dazzled by the sun (or artificial lights), or thrown off by the wind changing the natural trajectory of the ball.

Given that such phenomena prevent the fielder from playing at his best, the advances by both runners are recorded as being made on the hit.

## Other advances

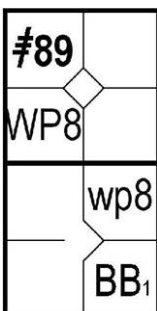
### Balk



A *BALK* is an illegal act by the pitcher with a runner or runners on base, entitling all runners to advance one base [OBR 2.00].

The abbreviation used for an advance on a balk is “BK” followed by the batting order number of the batter. If there is more than one runner on base, “BK” (upper case) is used for the lead runner and “bk” (lower case) for the subsequent runners.

### Wild Pitch

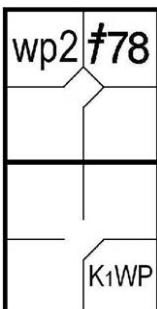


The abbreviation used for a wild pitch is “WP” followed by the batting order number of the player who was on the plate at the time of the wild pitch.

*The official scorer shall charge a pitcher with a wild pitch when a legally delivered ball is so high, or so wide, or so low that the catcher does not stop and control the ball by ordinary effort, thereby permitting a runner or runners to advance.*

*The official scorer shall charge a pitcher with a wild pitch when a legally delivered ball touches the ground or home plate before reaching the catcher and is not handled by the catcher, thereby permitting a runner or runners to advance [OBR 10.13 a)].*

If more than one runner advances on a wild pitch, the abbreviation “WP” (upper case) is used for the lead runner, with “wp” (lower case) for the subsequent runners.



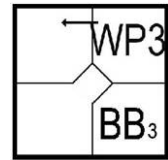
**EXCEPTION:** In the event that the third strike is a wild pitch, allowing the batter to advance to first base, the abbreviation “WP” (upper case) along with a “K” for strikeout (followed, naturally, by the cumulative number of the strikeout for that pitcher) should be used for the batter.

The abbreviation “wp” (lower case) is used for any runners who advance.

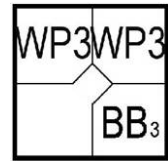
The second batter reaches base safely when the third strike is a wild pitch.



If a runner advances more than one base on a wild pitch, an arrow is used to indicate the continued advance.



If a runner advances more than one base on more than one wild pitch to the same batter, the abbreviation “WP” is used for each wild pitch.



*The official scorer shall not charge a wild pitch if the defensive team makes an out before any runners advance. For example, if a pitch touches the ground and eludes the catcher with a runner on first base, but the catcher recovers the ball and throws to second base in time to retire the runner, the official scorer shall not charge the pitcher with a wild pitch. The official scorer shall credit the advancement of any other runner on the play as a fielder’s choice.* [OBR 10.13 Comment]

### Passed ball

*The official scorer shall charge a catcher with a passed ball when the catcher fails to hold or to control a legally pitched ball that should have been held or controlled with ordinary effort, thereby permitting a runner or runners to advance* [OBR 10.13 b)].

The abbreviation to be used in the event of an advance on a passed ball is “PB” followed by the batting order number of the player who was at bat at the time of the passed ball.

In the event that more than one runner advances, the abbreviation “PB” (upper case) is used for the lead runner, and “pb” (lower case) for subsequent runners.

No advances made on a passed ball are to be considered legal.

**EXCEPTION:** As in the case of wild pitches, the abbreviation “PB” (upper case) along with “K”, plus the pitcher’s strikeout number, is used for the batter, should he reach first base when the catcher fails to catch the third strike. The abbreviation “pb” (lower case) is used for the runners. All other comments made for wild pitches apply also to passed balls.

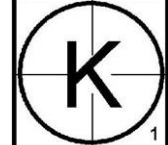
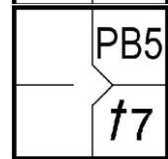
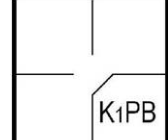
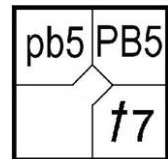
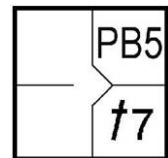
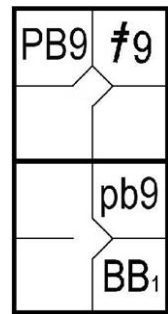
**NOTE:** “Ordinary effort” for the catcher means that he should be able to catch and hold the pitched ball in the position delimited by the arc he can make with his glove, in the squatting position as he waits for the ball.

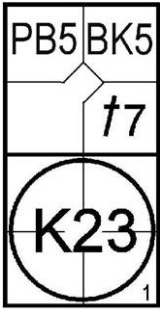
In the example, the runner reaches second after the ball pitched to the fifth batter is missed.

As the game continues the same runner takes advantage of a further passed ball to advance to third base, and at the same time the batter reaches first base safely.

For this latter phase the abbreviation “PB” (upper case) is recorded in the first base box, while “pb” (lower case) is used to signal the runner’s arrival on third base.

Example 38: The runner reaches second base on a passed ball, which is also the third strike to the batter.





Example 39: The batter-runner, after swinging at the third strike, which is missed by the catcher, tries to reach first base but is put out, while the runner reaches third base as a result of the passed ball.

*The official scorer shall not charge a passed ball if the defensive team makes an out before any runners advance. For example, if a catcher drops a pitch with a runner on first base, but the catcher recovers the ball and throws to second base in time to retire the runner, the official scorer shall not charge the catcher with a passed ball.. The official scorer shall credit the advancement of any other runner on the play as a fielder's choice. [OBR 10.13 Comment]*

## Fielder's choice

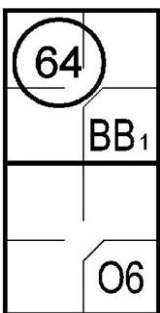
*FIELDER'S CHOICE is the act of a fielder who handles a fair grounder and, instead of throwing to first base to put out the batter-runner, throws to another base in an attempt to put out a preceding runner. The term is also used by scorers*

- to account for the advance of the batter-runner who takes one or more extra bases when the fielder who handles his safe hit attempts to put out a preceding runner;*
- to account for the advance of a runner (other than by stolen base or error) while a fielder is attempting to put out another runner; and*
- to account for the advance of a runner made solely because of the defensive team's indifference (undefended steal) [OBR 2.00].*

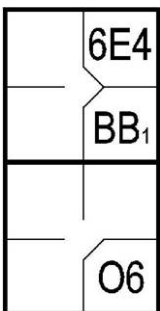
## Occupied ball

The abbreviation "O" is usually used to confirm that the batter-runner's advance to first base occurred as a result of the fielder's choice to put out a preceding runner. An essential prerequisite is that, during the action, the chosen runner is put out or saved only by an error. In fact, "occupied ball" always follows a fielding chance, whether the outcome is a putout or an error.

The "O" for "occupied ball" is followed by the number of the fielder who, once the hit ball has been recovered, initiates the alternative play.



Example 40: The "O6" noted in the first base square clearly indicates that if the shortstop had played for the batter-runner, he would certainly have been put out.



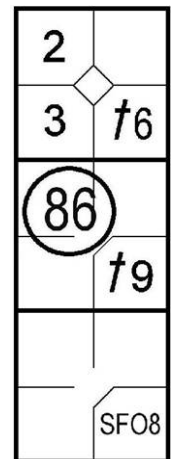
The forced runner reaches base safely thanks to a catching error by the second baseman. In both cases the occupied ball notation is used after a fielding chance.

Example 41: With fewer than two out and runners on first and third, the third batter hits a fly ball to the center fielder, who muffs an easy catch.

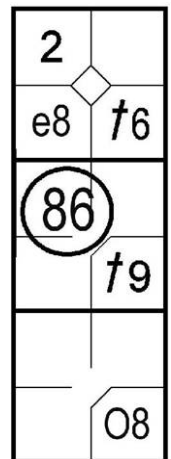
While the lead runner scores, the outfielder recovers the ball and assists the shortstop in putting out the next runner, who is forced to advance by the error.

Since OBR 10.12 d) 4 states that no error is charged when a runner is subsequently forced out, the batter-runner's advance to first base is recorded as a fielder's choice.

The sacrifice fly in the example indicates that the run would have been scored even without the outfielder's error.



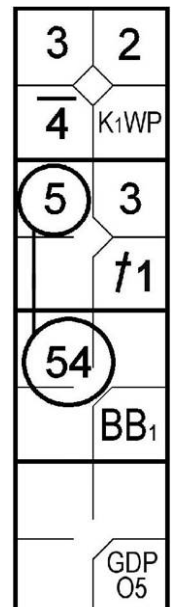
This is not the case for the example, where the absence of any notation of the sacrifice fly and the error for the arrival on home base demonstrates clearly that without the error no run would have been scored [OBR 10.12].



Example 42: With no men out and bases full, the third baseman recovers the ground ball hit by the fourth batter and, after touching his base, assists the second baseman in closing the double play.

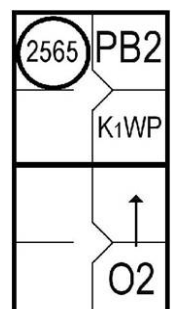
The batter-runner's advance to first base is noted with the "occupied ball" symbol, along with "GDP" for grounded into double play.

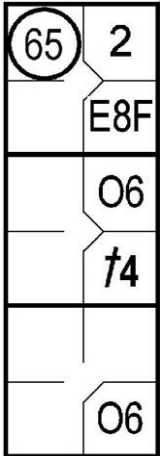
The first runner's advance is entirely legal although the run cannot be counted as having been batted in.



Example 43: The batter-runner, after having reached first base on fielder's choice, takes advantage of the ongoing rundown play to continue to second.

This additional advance is noted with an arrow.





In the examples given hitherto, the symbol for “occupied ball” has only been used to account for a batter-runner’s advance to first base. We shall now look at how it may be used to account for advances by base runners.

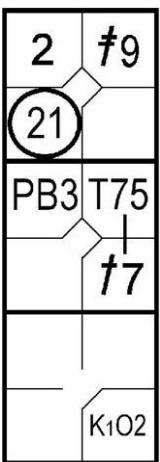
Example 44: The first batter reaches base thanks to a bungled catch by an outfielder, and is forced to second when the next batter hits a single.

On a fast ball from the third batter, the shortstop assists the third baseman in putting out the first runner.

In this case also, the way the action developed gave the scorer the absolute certainty that the fielder could have put out the runner who was forced to second, rather than the first runner.

For this reason, the runner’s advance to second base is recorded as a fielder’s choice, rather than with the batting order number of the batter.

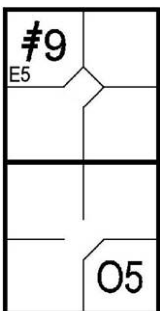
There is another kind of occupied ball, as in “KO2”.



Example 45: With runners on second and third, the catcher drops the third strike but recovers it in time to assist the pitcher to put out the runner who has just left third base.

The batter-runner arrives safely on first base, as indicated by “K<sub>1</sub>O2” (assuming that this is the first strikeout for the current pitcher).

The advance by the runner on second is noted with “PB3”.



Example 46: The batter hits a ground ball to the third baseman, who tags the runner on third as he tries to retouch base.

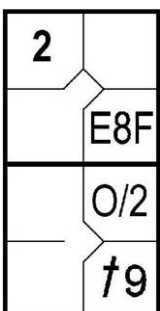
In the encounter, however, the ball is dropped and the umpire calls “Ball on the ground”. The runner on third returns safely to the base and the third baseman is charged with an error. The error is decisive and must be noted in small characters in the third base square.

This type of error will always be encountered on third or second base, and should not be confused with an error that prolongs a turn at bat which, although it is recorded in the same manner, is written in the first base square.

**ATTENTION:** To account for a runner’s advance on a fielder’s choice rather than on a hit, the scorer must be absolutely convinced that an alternative play on that player would have led to his being put out.

## Defensive Indifference

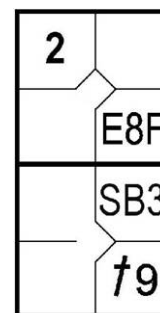
The notation “O/” is used to account for any advance by a runner at the choice of the defending team. “O/” is followed by the identifying number of the fielder who made the choice.



A classic example is where, with fewer than two out, and first and third bases occupied, the catcher clearly demonstrates that he does not want to stand in the way of the attempted steal by the hindmost runner, for fear of allowing the other to score (undefended steal).

Example 47: Despite having seen that the runner on first is attempting to steal a base, the catcher makes no attempt to oppose it, for fear that the lead runner may take the opportunity to score. The runner advances to second and the scorer judges this as an undefended steal. The play is therefore recorded with “O/2”.

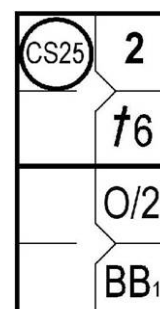
If, in the course of the same action, the catcher so much as hints at a feint (regardless of which base it is towards) and the scorers judges this as a stolen base, the advance to second base would be recorded as given in the example, i.e. as a stolen base.



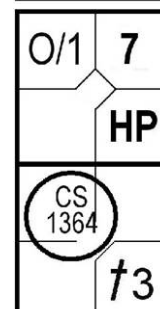
Another action where the symbol “O/” would be used is when, in the course of multiple attempts to steal (simultaneous or not), one of the runners is put out (or reaches base safely on an error), while the others reach the next base. To account for these latter advances, the symbol “O/” is used, followed by the number two, if the defensive play was initiated by the catcher, or one if it was initiated by the pitcher.

Example 48: The attempted steal fails because of the putout on third base. The other runner’s advance is therefore annotated with the symbol “O/2”.

The same notation would be made even if the putout had failed because of an error.



Example 49: The runner on first base is put out in a rundown play following a pickoff. The symbol “O/1” records the other runner’s advance to third base.



Example 50: There is one man out and a runner on second base.

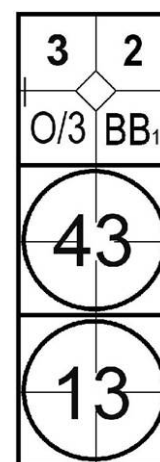
The ground ball to the infield by the third man in the line-up is run down and recovered by the pitcher, who quickly assists the first baseman to make a very close putout of the batter-runner.

In the headlong rush the first baseman hits his foot hard against the base and is seriously hurt.

The incident prevents him from stopping the runner from advancing, and the runner subsequently runs home.

It should be noted that the umpire, after having called out the batter-runner, did not feel it necessary to suspend the game, not having noticed any reason to blame any particular player.

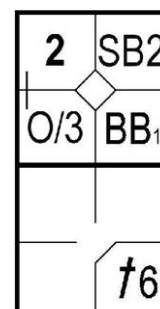
The example clearly shows the runners’ advances according to the various phases of the game from which they originated: the advance to third on a hit and the continuation to home base due to the fielder’s indifference (in this case he was not in a position to check the advance, and it was certainly not through his own technical failings or errors). As this was a legal advance, the run is earned.

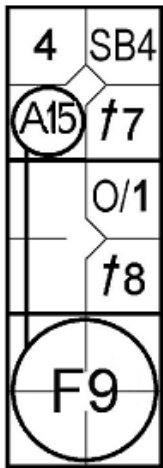


Example 51: With no men out and second base occupied, the pitcher deflects the ground ball hit by the batter, forcing the shortstop who was running up to intervene, off course.

The shortstop nevertheless recovers the ball and throws to first base, where the batter-runner arrives safely.

The first baseman, considering the decision unfair, strenuously contests the umpire’s decision, ignoring the fact that the lead runner takes the opportunity to run home. This advance, which is entirely legal, is recorded with “O/3” as it was determined by the first baseman’s **indifference**.





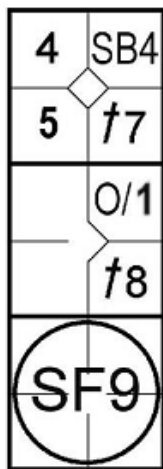
It may happen that, during an appeal play, as the ball is live and in play, one or more runners take advantage of the action to run to the next base. Such advances should also be recorded with the O/ symbol, followed by the number of the fielder who was the focus of the appeal play.

Example 52: With no men out and runners on first and third, the fifth batter hits a fly ball to the right field, allowing the runner on third to score.

Before making the first pitch to the next batter, the defense appeals on the grounds that he left the base early.

In the course of the appeal, which is upheld by the umpire concerned, the runner on first advances to second: "O/1".

Also note the double play.



Example 53: This differs from the previous example only in that the appeal is overturned. The run counts, the runner on first advances with "O/1" and the fifth man in the line-up is credited with a sacrifice fly and a run batted in.

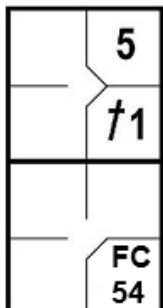
**NOTE:** Unlike the frequent cases in which the notation "O/" is used to account for advances which it is not possible under the rules to consider "stolen", all other advances for which "O/" is used must have the circumstances noted in the appropriate place on the score card.

## Fielder's choice

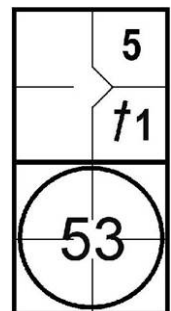
"FC" is also used in the first base square to indicate that the batter-runner's advance to first was as a result of fielder's choice. Unlike the occupied ball notation, however, which is always preceded by one or more fielding chances, "FC" is used when the alternative play, despite being correctly executed by the defense, does not result in a putout.

This means that fielder's choice is not considered a fielding opportunity, for the account of earned runs.

The notation "FC", which is always and in any case a fielding choice, is followed by two numbers, the first representing the fielder who initiated the play and the second who received the ball in the action on the base towards which the defense opted to play.

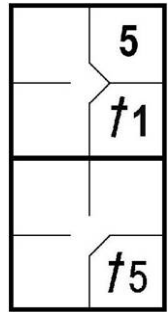


Example 54: The infield ground ball is recovered by the third baseman who chooses to play for the forced runner, and fails to make the putout.

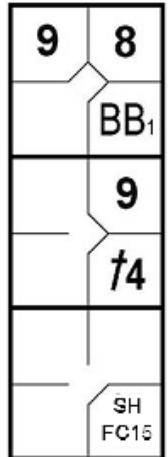


The notation "FC" in the first base square indicates that a play for that base would have led to the batter-runner being put out, as demonstrated in the second example.

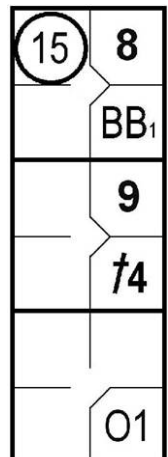
In the event that the scorer is not convinced that the batter would have been put out on first base, the result would be a safe hit.



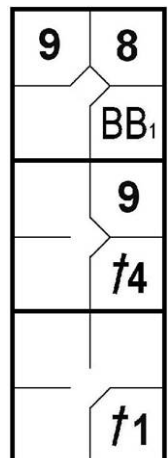
Example 55: With first and second bases occupied, on a bunt by the ninth batter the pitcher tries unsuccessfully to put out the forced runner on third, thus giving the batter-runner the opportunity to reach first base.



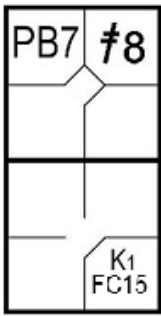
If, in the action described above, the lead runner had been put out (or had reached base safely on an error by one of the two fielders who took part in the action), the batter-runner's arrival on first base would have been recorded as an "occupied ball".



The example shows what happens when there is no opportunity to retire any of the runners.

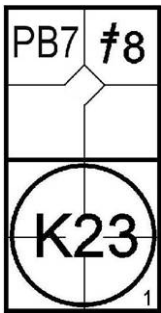


**ATTENTION:** When, in such a play, the scorer judges that the defense would not have been able to make any other putouts, including the batter-runner, the batter-runner must be credited with a safe hit.



Example 56: The seventh batter swings at the third strike, which is missed by the catcher. Despite recovering the ball in time to make the putout on first, the catcher tries to put out the runner who left his base on the passed ball. The runner reaches base safely.

The advance to third occurs on a passed ball, while the batter-runner's advance to first is recorded as "FC", preceded by the strike and the cumulative strikeout number, and followed by the number of the base to which the alternative play was made.

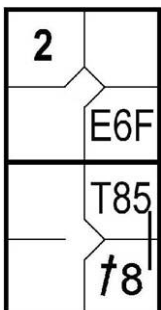


The example shows the effects of a successful play for first base.

## Throw

This is generally used to account for an advance by a runner (including the batter-runner) who, reaching base on a hit, takes advantage of a play on a preceding runner to advance.

Over and above the definition given above, it may be stated that such additional advances are always caused by throws from the outfield into the diamond.

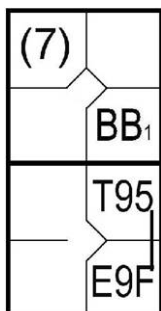


The notation to use is "T" followed by two numbers, the first representing the **outfielder** who made the throw and the second identifying the **base** towards which he threw.

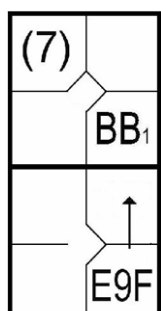
Example 57: After a single that enables the runner to advance two bases, the batter takes advantage of a throw by the center fielder to third base to continue to the next base.

His arrival on second base is recorded with a "T" followed by the number identifying the center fielder (8) who threw the ball, and that of the base to which the ball was thrown, i.e. third base (5), regardless of whether the base was being covered by the third baseman or the shortstop.

The scorer must observe the batter-runner's progress carefully to determine whether he reached the additional base on the hit (in which case he is awarded a double) or on fielder's choice.



Example 58: In the example the batter-runner takes advantage of a throw by the outfielder to advance to second,

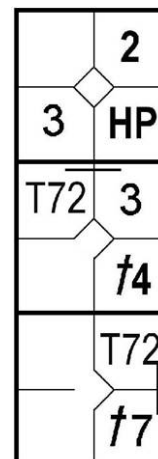


while in the example the same advance is a direct consequence of an error.



**Example 59:** On the hit the lead runner scores, while the other runner and the batter-runner both reach an extra base when the outfielder throws to home base in the dubious attempt to prevent a run from being scored.

**ATTENTION:** Please note that in Baseball there is no “Throw” between infielders.



## Stolen bases

The official scorer shall credit a stolen base to a runner whenever the runner advances one base unaided by a hit, a putout, an error, a force-out, a fielder’s choice, a passed ball, a wild pitch or a balk [OBR 10.07].

The abbreviation for stolen base is “SB” followed by the batting order number of the player at bat at the time of the stolen base. The stolen base occurred when the pitcher was still making his wind-up, and the runner reached the next base before the pitch was made.

When a hit is made to fair territory during an attempted steal, regardless of whether the hit is safe or other developments intervene, the runner’s advance must be considered as being made on the hit, rather than being a stolen base. The same applies to forced runners, when the batter is awarded first base on a base on balls, hit batter, interference or obstruction.

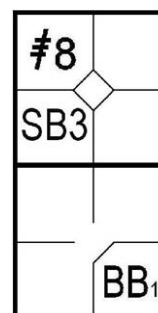
An attempt to steal must be made in the window of time that begins with the pitcher on the mound, and ends when the ball is dead, or is once again in possession of the pitcher on his plate.

For example, if, with runners on first and third, the catcher throws to first in an attempt to catch the runner off base, and the runner on third takes advantage of this to reach home base, the latter runner must be credited with a stolen base.

A stolen base must also be awarded in the following cases:

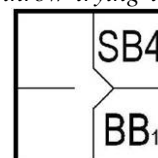
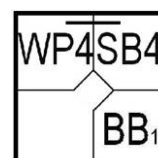
- a) When a runner starts for the next base before the pitcher delivers the ball and the pitch results in ... a wild pitch or passed ball [OBR 10.07 a)].

If the runner succeeds in advancing just one base, he should be credited with a stolen base. If he succeeds in advancing an additional base, he should be credited with a stolen base for the first base, and a wild pitch or passed ball for the additional base.

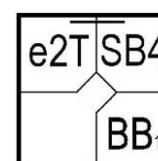


- b) When a runner is attempting to steal, and the catcher, after receiving the pitch, makes a wild throw trying to prevent the stolen base [OBR 10.07 b)].

In this case a stolen base is credited to the runner, and no error is charged to the catcher,



unless the runner succeeded in advancing an additional base, in which case the catcher should be charged with an extra base error.



- c) When a runner, attempting to steal, or after being picked off base, evades being put out in a run-down play and advances to the next base without the aid of an error [OBR 10.07 c)].

SB7	6
	†7
	SB7
	HP

d) If another runner also advances on the play, the official scorer shall credit both runners with stolen bases [OBR 10.07 c].

All of these runners should be credited with stolen bases,

CS25	6
	†7
	O/2
	HP

unless one of them is put out (or would have been put out but for a fielding error), in which case the other runners are credited with a fielder's choice.

e) If a runner advances while another runner, attempting to steal, evades being put out in a run-down play and returns safely, without the aid of an error, to the base he originally occupied [OBR 10.07 c].

In this case the runner is credited with a stolen base. If the other runner is put out, however, the runner who advanced is credited with a fielder's choice (O/2).

Every stolen base is credited to the runner who stole the base, and this is done by scoring a vertical stroke in the appropriate column on the offensive score sheet, next to the player's name. The same notation is used in the catcher's table (stolen bases conceded), provided that the fielder on home base had the opportunity to oppose the action, or that, at the time of the attempted steal, a legal pitch was delivered.

Stolen bases should not be credited in the following cases:

a) When a runner is tagged out after oversliding a base, while attempting either to return to that base or to advance to the next base [OBR 10.07 e)].

The runner is "caught stealing" instead.

**ATTENTION:** If the runner overruns the base he was attempting to steal and is tagged out, he is charged with the stolen base and called out.

b) When in the scorer's judgement a runner attempting to steal is safe because of a muffed throw [OBR 10.07 f)].

	CS 2E4
	†6

In this case the runner is charged with "caught stealing", an error is charged to the fielder who muffed the throw and an assist is credited to the fielder who made the throw.

c) The official scorer shall not score a stolen base when a runner advances solely because of the defensive team's indifference to the runner's advance [OBR 10.07 g)].

‡9	
CS 242	
	O/2
	BB <sub>1</sub>

In this case it is a fielder's choice (O/2). We should note that this type of fielder's choice is dictated by specific circumstances (such as there being a runner on third base), which must be absolutely clear.

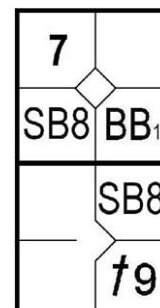
If the catcher does not try to put out the runner attempting to steal but instead attempts another play, such as throwing to the pitcher or the second baseman, who has come forward, or to the third baseman, with a view to picking off the runner on third base or making him advance, a stolen base is credited to the runner who advanced (unless the attempt to make the runner on third advance succeeds and he is put out, in which case a caught stealing is credited to the runner on third base, and a fielder's choice to the runner who reached second).

**NOTE:** If the runner did not try to advance but was put out returning to third base, he is not charged with "caught stealing".

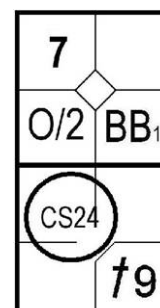
**ATTENTION:** When a rundown play fails without any errors being committed, and the runner returns to the base he previously occupied, nothing is recorded on the score report. If, on the other hand, the runner returns because of an error, the assist, the error and caught stealing must all be noted.

At this point, it is worth concluding the section on stolen bases with some specific examples.

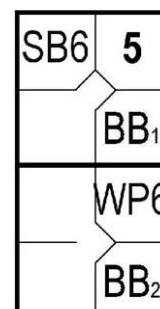
Example 60: With first and third bases occupied, the runner on first tries to steal second base. The catcher throws to second in an attempt to put him out. The runner on third, seeing this, sets off to steal home base. If the runner who tried to steal second base also reaches base safely, both runners are credited with stolen bases.



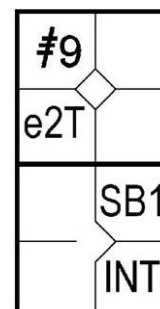
If, on the other hand, the runner who tries to steal second is put out, he is charged with “caught stealing”, and the other runner’s run is counted as a fielder’s choice.



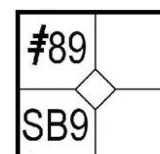
Example 61: With runners on first and second, the runner on second base tries to steal third. The pitch turns out to be wild and in consequence the runner on first reaches second. In this case a stolen base is credited to the runner who reached third base, and an advance by wild pitch is credited to the other runner, who would not have reached second base without it.

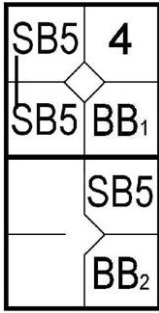


Example 62: With runners on first and third, the runner on first base tries to steal second. The catcher muffs his throw to second and the runner on third takes the opportunity to score a run. The runner on first base is credited with a stolen base, and the advance by the runner on third is put down to an extra base error by the catcher.



Example 63: The runner on third is trapped between third and home base, but succeeds in reaching home base safely without any errors being committed by the defense. He is credited with a stolen base.





Example 64: With runners on first and second, there is a double steal. The catcher, rather than playing for the runner on second, plays for the runner on first, and when he throws the preceding runner scores. The advance to home base is also a stolen base, and the connecting line indicates the continuity of action.

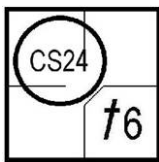
## Caught stealing

The official scorer shall charge a runner as “Caught Stealing” if such runner is put out, or would have been put out by errorless play, when such runner [Rule 10.07(h)]:

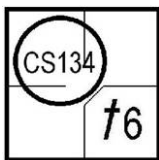
- 1) Tries to steal;
- 2) Is picked off a base and tries to advance (any move toward the next base shall be considered an attempt to advance); or
- 3) Overslides while stealing

**Comment:** The official scorer shall not charge any “caught stealing”, in those instances where a) a pitched ball eludes the catcher and the runner is put out trying to advance; b) a runner is awarded a base due to obstruction; c) a runner is called out due to interference by the batter; or d) a runner would not have been credited with a stolen base had such runner been safe (for example, when a catcher throws the runner out after such runner tries to advance after a ball that had eluded the catcher on a pitch).

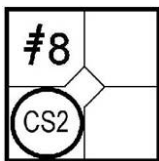
The notation for “caught stealing” is “CS” followed by the numbers of the players who made the assists and putout. The assist is very often, but not invariably, by the catcher, as can be seen in the following examples:



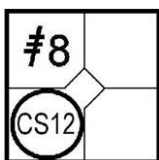
Example 65: The runner on first is caught stealing by an assist from the catcher to second base.



Example 66: The runner on first base is picked off by an accurate throw by the pitcher. He consequently tries to advance, but he is put out by the second baseman on an assist by the first baseman. Assists are credited to the pitcher and the first baseman, and a putout is credited to the second baseman. In this case, no caught stealing is credited to the catcher in the corresponding square of the score card because he did not take part in the action.



**ATTENTION:** If a runner tries to steal home base and is put out by the catcher, catching a regular pitch by the pitcher, the pitcher is not credited with an assist.



Example 67: The pitcher, realising the runner's intention in time, gets down from the plate and throws to the catcher. He is credited with an assist.

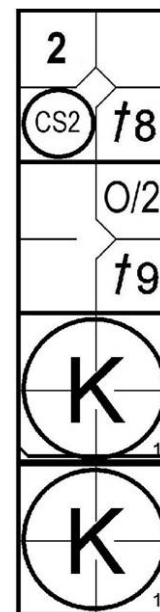
The scorer must therefore pay close attention to the behaviour of the pitcher where there is an attempt to steal home base.

There are cases when it is difficult to ascertain at what moment a caught stealing happened.

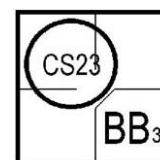
Example 68: One such is the example shown here, where it is not possible to establish whether the caught stealing happened with the first or second pitcher.

It is important to know this because both the outgoing pitcher and his replacement have to be assigned the exact fraction of an inning they played. This is particularly necessary when, in the case of “CS” with a decisive error, the distinction could give the replacement an additional fielding chance, depending on the number of runs earned.

In these cases it is advisable to use the notes to indicate exactly when the caught stealing occurred.



Example 69: With a runner on first base, the batter tries for a sacrifice bunt and fails. The runner, who had already begun to run for second base, tries to return but is put out on an assist by the catcher. In this case also, the reasons for the caught stealing should be recorded in the notes.



## Runs batted in

According to rule 10.04 of the OBR, a run should be considered as having been batted in (RBI) if the runner who scored was driven to home base by the batter (or scored because of the batter). It follows that a run counts as having been batted in if the runner reached home base because of:

- a safe hit;
- a hit that caused the batter or another runner to be put out, but which enabled the runner on third base to score;
- a sacrifice bunt or sacrifice fly;
- a base on balls, or the award of first base for being touched by a pitched ball, or for interference or obstruction (with bases full), which forces the runner on third base over the plate;
- an error being made on a play on which a runner from third base would ordinarily score, before two are out.

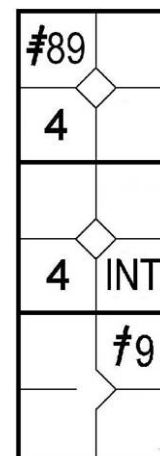
**ATTENTION:** If there are two out, a run scored on a hit that led to an error, or following an interference or obstruction with bases full (excluding catcher’s interference), can never count as a run batted in, since if the error had not been committed the inning would have been over and the run would not have been scored.

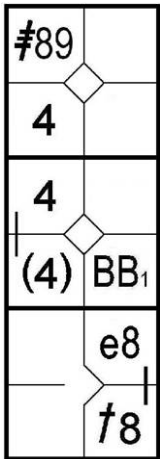
A run batted in is recorded in the home base square with the batting order number of the batter who enabled the runner to score.

This batter is credited with a run batted in, in the appropriate square.

Example 70: With runners on first and third bases, the batter hits a double to the right field, enabling both runners to score.

This means that the fourth batter in the batting order is credited with two runs batted in.





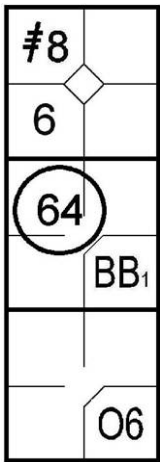
Example 71: With runners on first and third bases, the batter hits a single to the center fielder, who lets the ball run between his legs. Consequently, both runners score and the batter reaches second base.

The run scored by the runner from third base is batted in, as it was scored on the hit.

The run scored by the runner from first base, however, is not a run batted in as it occurred because of the error by the center fielder.

In our example we have judged that the runner from first base would have reached third on the hit alone.

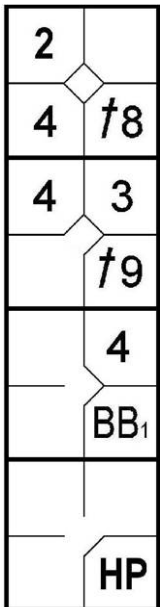
The parentheses around the number four recording the run scored by the second runner indicate that this is not a run batted in, as it was achieved because of an error committed during the fourth batter's time at bat, and not because of his hit.



Example 72: With runners on first and third bases, the batter hits to the shortstop, who puts out the runner from first base with an assist to the second baseman.

The runner from third scores.

This run counts as a run batted in, since it was scored on the hit.



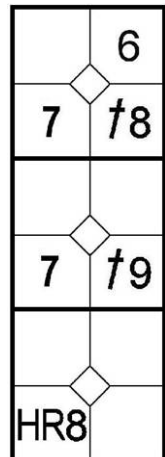
Example 73: With bases full the batter is touched by the ball and goes directly to first base, forcing the other runners to advance.

The runner on third consequently scores.

This run is counted as a run batted in, since it was forced by the batter.

Example 74: With first and second bases occupied, the batter hits a home run, and three runs are scored.

All three runs are batted in, and are credited to the batter (including his own home run).



Example 75: With third base occupied, the batter hits a fly ball to the center fielder and is caught out.

The runner on third base leaves after the catch and scores.

The run is batted in and is credited to the batter who hit the sacrifice fly.



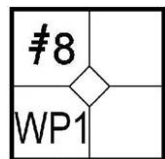
A run does not count as having been batted in if it is scored because of:

- A fielding error;
- A wild pitch, passed ball or balk;
- A hit, if as a result of the hit the defense makes a forced double play;
- A stolen base;
- Fielder's choice (O/).

Here are some examples.

Example 76: With a runner on third base, the pitcher delivers a wild pitch, allowing the runner to score.

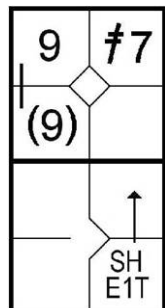
This run is not batted in.

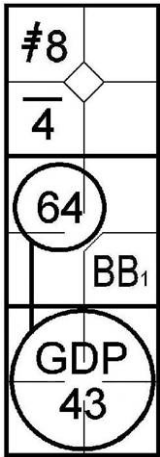


Example 77: With a runner on second base, the batter hits a sacrifice bunt that enables the runner to reach third base.

However, the pitcher, who catches the bunt, muffs his throw to first, enabling the runner to score and the batter to reach second base.

The run is not batted in as it was scored because of an error.



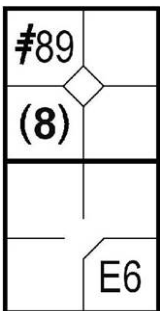


Example 78: With runners on first and third, the batter hits to the shortstop who passes the ball to the second baseman, who in turn puts out the runner from first, then throws to the first baseman, making a double play.

The runner on third scores.

This is not a run batted in, as it was scored on the back of a hit that led to a double play.

In this case it is important to remember to note the batting order number of the batter with a stroke above, to show that it is not a run batted in, despite the fact that the advance was legal.

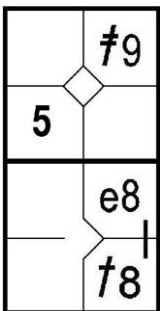


Example 79: With two out and a runner on third base, the batter hits to the shortstop who bungles the catch, allowing the runner on third to score, and the batter to reach first base safely.

The run is not batted in as there were already two out, and if the shortstop had not made the error the inning would have been over.

To conclude this section on runs batted in, we shall take this opportunity to draw your attention to a situation that arises often and which can place the scorer in some difficulties

Let us look at the following example.



Example 80: With a runner on second base, the batter hits a single to the center fielder, who lets the ball pass between his legs.

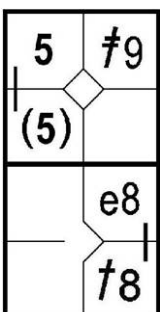
The runner on second base succeeds in scoring, while the batter reaches second base.

At this point, we ask ourselves whether the run was batted in or not, and whether the runner on second would have scored in any case, without the error by the center fielder.

To resolve this problem correctly, the scorer must follow developments on the field very closely, and must take particular note of the position of the runner at the point at which the fielder missed the ball, and whether he was close to the diamond or far away, which would make a throw to home plate very difficult.

He should make careful note of whether, once he reached third base, the runner slowed down and then picked up speed again once he had seen the fielder's error, or whether he passed third base running and continued to home base without paying any attention to what was happening in the outfield.

If the scorer determines that the runner was heading for home base in any case, and that the fielder had made the error in a position that would have made it difficult for him to make a putout at home base, the batter should be credited with a run batted in.



If not, the run would not count as having been batted in



## Game winning runs batted in

A game-winning run batted in (GWRBI) is a run batted in that puts one team in the lead. If the winning run was not batted in then that game will have no game-winning run batted in.

The name of the person who scored the winning run batted in is written in the appropriate space on the score report of the team in question.

Before looking at some examples, it is worth noting that at the exact moment when one team draws level, it is as if a new game had started for the purposes of determining the game-winning run batted in.

The game-winning run batted in is also the run that identifies the losing pitcher of a game.

**NOTE:** In some games there may not be any game-winning run batted in.

Example 81: Game won by the home team by 5 to 4. It can be seen from the table that the home team retained the advantage from the first inning.

TEAMS	1	2	3	4	5	6	7	8	9	10	11	12	13	14	15	Res.
Visitors	0	0	1	0	3	0	0	0	0							4
Home Team	1	4	0	0	0	0	0	0	X							5

The game-winning run batted in, provided that the run was indeed batted in, is therefore credited to the batter whose actions in the batter's box led to the first run being scored.

Example 82: Game won 6-5 by the visiting team. An analysis of the scoring reveals that the fifth inning ended with both teams level (3 all). In the first half of the next inning, the visitors scored the first run and drew ahead (4 to 3), increasing their lead with two more runs (6 to 3), while their opponents only managed to close the gap by scoring the final two runs of the inning.

TEAMS	1	2	3	4	5	6	7	8	9	10	11	12	13	14	15	Res.
Visitors	0	1	0	2	0	3	0	0	0							6
Home Team	0	0	0	3	0	2	0	0	0							5

The game-winning run batted in is therefore the first of the three runs scored by the visiting team in the sixth inning, provided that this run was batted in.

Example 83: Game won by the visiting team 9 to 8. The visitors ended their first turn at bat with nine runs. Despite scoring one run in each of the succeeding innings, the home team was unable to catch up and lost the match.

TEAMS	1	2	3	4	5	6	7	8	9	10	11	12	13	14	15	Res.
Visitors	9	0	0	0	0	0	0	0	0							9
Home Team	0	1	1	1	1	1	1	1	1							8

The game-winning run batted in is the one that put the visiting team in the lead, which in this case was the first run of the game, provided that it was a run batted in.

Example 84: Game won 10-9 by the home team. At the end of the first half of the sixth inning the score stood at 8 to 6 for the visitors. The crucial turning point came in the second half of the same inning, when the home team scored four runs, putting them in the lead (10 to 8), a lead they kept until the end of the match.

TEAMS	1	2	3	4	5	6	7	8	9	10	11	12	13	14	15	Res.
Visitors	3	0	3	0	1	1	1	0	0							9
Home Team	1	1	2	1	1	4	0	0	X							10

The game-winning run batted in, provided that the run was indeed batted in, is one of the four scored in the sixth inning by the winning team. So, with the first run the home team began to close in (7 to 8); with the second they drew level (8 all); with the third they pulled ahead (9 to 8) and with the last one they put even more distance between them (10 to 8). The game-winning run batted in was therefore the third of these.

Example 85: Game won by the home team, 11 to 9. At the end of the seventh inning the score stood at 4 to 6 for the home team. The visitors, however, scored three runs in the next inning and pulled into the lead (7 to 6). If the game had ended with this result the game-winning run batted in would be the last of these three, i.e. the seventh run. However, the team second to bat ended the inning having scored another five runs (7 to 11), making it impossible for their opponents to catch up. Looking at the progress of the score in the eighth inning, it becomes clear that the home team equalised with the first of the five runs (7 all); the second put them in the lead (8 to 7); and the next three widened the gap. Their opponents succeeded in scoring only two runs, putting the final score at 9 to 11 against them.

TEAMS	1	2	3	4	5	6	7	8	9	10	11	12	13	14	15	Res.
Visitors	1	0	0	1	1	0	1	3	2							9
Home Team	2	1	2	0	1	0	0	5	X							11

The winning run batted in is therefore the second run scored by the home team in the eighth inning, provided that it was indeed batted in.

Example 86: Game won by the visiting team by 12 to 11. If we look at the interim scores at the end of each inning, it becomes clear how a game-winning run batted in can vary depending on the runs scored by the teams and the ups and downs of the score line.

TEAMS	1	2	3	4	5	6	7	8	9	10	11	12	13	14	15	Res.
Visitors	0	1	2	0	3	1	0	1	4							12
Home Team	1	0	1	2	0	0	1	5	1							11

- **First inning (0-1)**: The first winning run batted in is the one that puts the home team in the lead.
- **Second inning (1-1)**: The previous winning run batted in is cancelled when the visiting team draws level.
- **Third inning (3-2)**: The visiting team scores the first run of the inning and pulls ahead (2-1). They then increase their lead with a second run (3-1). Their opponents score another run (3-2). The winning run batted in is therefore the run that put the visitors 2-1 ahead.
- **Fourth inning (3-4)**: With the visiting team's time at bat yielding no runs, the home team then scores two runs. The first brings them level (3-3) and the second puts them in the lead (3-4). The latter run is therefore the new winning run batted in.
- **Fifth inning (6-4)**: The visiting team scores three runs, the second putting them once again in the lead. The new winning run batted in is the second of this inning.
- **Sixth inning (7-4)**: The visiting team scores one run and the home team none.
- **Seventh inning (7-5)**: Just as they were about to lose, the home team scores. No change in the game-winning run batted in from the fifth and sixth innings.
- **Eighth inning (8-10)**: The visiting team scores a run, pulling out their lead (8-5). The home team reacts by scoring five runs, overturning the interim score. Although the third run brought them level (8-8), the fourth took them into the lead and this is therefore the new winning run batted in.
- **Ninth inning (12-11)**: The visitors draw level by scoring two runs (10-10), going into the lead with the third and cementing their lead with the fourth. During the home team's turn at bat they skilfully manage the advantage they gained with the third run and allow only one runner to score.

The game-winning run batted in is therefore the third run of the ninth inning scored by the visiting team.