

# IBAF

## Scorers' Manual



**INTERNATIONAL BASEBALL FEDERATION**  
**FEDERACION INTERNACIONAL DE BEISBOL**

REVISED IN 2008



# CONTENTS

<b>The Scorekeeper</b>	<b>5</b>
<b>Preface</b>	<b>6</b>
<b>Chapter 1 – The Official Score-sheet</b>	<b>7</b>
Symbols and abbreviations	9
The official score-sheet	10
Headings, first sheet	10
Headings, second sheet	11
Line-up (batting order)	11
Central section	11
Defense information	13
Offense information	13
Pitching performance	14
Catching performance	15
Score-sheet test	15
Completing the tables	15
Final score-sheet test	16
Substitutions	18
Internal Changes	18
Changes in the batting order	19
Pitcher replaces DH in offense	19
Substitution of runners	20
Substitution of pitchers	20
Substitution of a batter before he has completed his turn	20
Substitution of a pitcher with a batter in the box	21
Insufficient space on score-sheet	21
<b>Chapter 2 – Defense</b>	<b>23</b>
Putouts	25
Putting out a batter	25
Putting out a runner	26
Double and triple plays	26
Automatic putouts or Out by Rule (“OBR”)	29
Appeal plays	32
Appeal plays against batters who have hit doubles, triples or home runs	33
Out by infield fly	36
Batting out of turn	38
Assists	40
Errors	41
Decisive errors	42
Extra base errors	42
Interference and obstruction	43
Exempted errors	49
<b>Chapter 3 – Offense</b>	<b>51</b>
Safe hits	53
Determining the value of safe hits	56
Game-ending hits	57
Final conclusions on safe hits	58
Sacrifices	58
Sacrifice hit	58
Sacrifice fly	60
Free arrivals on first base	62
Bases on balls	62

Intentional base on balls	63
Hit by pitch	63
Defensive interference	63
Obstruction	64
Advance to first base on the ball hitting a runner or umpire	64
Advances	65
Advancing on a hit	65
Advancing on a putout	65
Batter called out	65
Runner called out	66
Advancing on an error	66
Advancing on interference	67
Advancing on obstruction	69
Automatic advances	69
Ball lodges in the umpire's or catcher's mask or paraphernalia	69
Legal pitch touches a runner trying to score	70
Legal pitch touches runner in strike zone while attempting to score	71
A fielder, after catching a fly ball, falls into a bench or stand, or into a crowd with spectators on the field	72
Missed infield fly	73
Other advances	74
Balk	74
Wild pitch	74
Passed ball	75
Fielder's choice	76
Occupied ball	76
Defensive indifference	78
Fielder's choice	80
Throw	82
Stolen bases	83
Caught stealing	86
Runs batted in	87
Game winning runs batted in	91
<b>Chapter 4 – The pitcher</b>	<b>93</b>
Earned runs	95
When a run can never be earned	97
When a run may become earned	97
Changes of pitcher and runs allowed	102
Pitching credits	112
Winner	112
Loser	113
Save	113
Starter	113
Final relief	113
Relief	113
<b>Chapter 5 – Formalities</b>	<b>119</b>
Times at bat	121
Designated hitter	121
Protests	122
Suspended games	122
Forfeited games	123
Games terminated on run difference	124
Statistics	124
Game formalities	125
Shutouts	125

# The Scorekeeper

Rule 10.01 c) of the Official Baseball Rules (**OBR**) states: The official scorer is an official representative of the International Baseball Federation (**IBAF**), and is entitled to the respect and dignity of his office, and shall be accorded full protection by the IBAF President. The official scorer shall report to the IBAF President any indignity expressed by any manager, player, team employee or team officer in the course of, or as the result of, the discharge of official scorer duties.

Rule 10.01 a) of the OBR states: The IBAF President shall appoint an official scorer for each championship game. The official scorer shall observe the game from an appropriate position (in order to ensure that he does his job properly, he must be in the best position, possibly an elevated one, where the public does not have free access. He may take position in the press box, where such exists). The official scorer shall have sole authority to make all decisions concerning application of Rule 10 that involve judgement, such as whether a batter's advance to first base is the result of a hit or an error. The official scorer shall communicate such decisions to the press box and broadcasting booths by hand signals or over the press box loud-speaker system, and shall advise the public address announcer of such decisions if requested.

The Official Scorer must make all decisions concerning judgement calls within 15 minutes after the game has been officially concluded. No judgement decision shall be changed thereafter except, upon immediate application to the IBAF, the scorer may request a change, citing the reasons for such. In all cases, the official scorer is not permitted to make a scoring decision which is in conflict with the scoring rules.

After each game, including forfeited and called games, the official scorer shall prepare a report (the score-sheet), on a form prescribed by the IBAF rules. He shall forward this report to the Scoring Director of the tournament at the end of each game.

According to rule 10.01 b) of the OBR, in all cases, the official scorer shall not make a scoring decision that is in conflict with Official Baseball Rules, IBAF Scoring Rules or with an umpire's decision. If the teams change sides before three men are put out, the official scorer shall immediately inform the home plate umpire of the mistake. If the game is protested or suspended, the official scorer shall make a note of the exact situation at the time of the protest or suspension, including the score, the number of outs, the position of any runners and the ball and strike count on the batter, the line-ups of both teams and the players who have been removed from the game for each team. This is very important as, if a protested or suspended game is ordered to be replayed, it must be resumed with exactly the same situation that existed just before the protested play. The official scorer shall not call the attention of any umpire or of any member of either team to the fact that a player is batting out of turn.

The umpire-in-chief shall ensure, particularly in the case of runs scored concurrently with the third putout (rundown plays, appeal plays, etc), that he indicates clearly to the official scorer the legality or otherwise of the run.

In addition to the provisions of this manual, the official scorer should be familiar with the baseball rules, in particular rule 10.00 of the Official Baseball Rules (OBR).

# Preface

This scorer's manual has been prepared to provide the necessary information for recording plays and thereby determining the score of a baseball game.

It begins with the symbols and abbreviations used to record the actions of the game.

For clarity, paragraphs taken in their entirety from the Playing Rules appear in *italic script* throughout the manual.

Any reference in this IBAF Scoring Rules to "he", "him" or "his" shall be deemed to be a reference to "she", "her" or "hers" as the case may be when the person is a female.

## Chapter I

### **The Official Score-sheet**

Symbols and abbreviations — The official score-sheet — Substitutions — Insufficient space on score-sheet





# Symbols and abbreviations

Numbers are used in several ways in the official score-sheet. They are mainly used to identify players on the defending team, as follows:

1 Pitcher	4 Second baseman	7 Left fielder
2 Catcher	5 Third baseman	8 Center fielder
3 First baseman	6 Shortstop	9 Right fielder

In addition to the defensive players, numbers one to nine are also used to identify the batters and the actions that may occur in play during a turner at bat. In this case the numbers correspond to the player's position in the batting order.

Special symbols are used to indicate the Designated Hitter (DH), Pinch Hitter (PH) and Pinch Runner (PR).

The main symbols and abbreviations used are as follows:

†	One base hit / (Single)
‡	Two Base hit (Double)
≠	Three base hit (Triple)
HR	Four base hit / (Home Run)
SH	Sacrifice Hit
SF	Sacrifice Fly
FSF	Foul Sacrifice Fly
K	StriKeout
BB	Base on Balls
IBB	Intentional Base on Balls
BK, bk	BaK
HP	Hit by Pitch
PB, pb	Passed Ball
WP, wp	Wild Pitch
F	Fly
FF	Foul Fly
L	Line drive
FL	Foul Line drive
E	Catching Error
ET	Throwing Error
EF	Fly Error
e	Extra base catching error
eT	Extra base throwing error
GDP	Grounded into Double Play
SB	Stolen Base
CS	Caught Stealing
OB, Ob	OBstruction
INT	INTerference
OBR	Out By Rule
ABR	Advance By Rule
FCH	Fielder's CHoice
O	Occupied ball (fielder's choice)
T	Advance on a Throw (fielder's choice)
O/	Advance on indifference / fielder's choice with caught stealing
IF	Infield Fly
LT	Lost Turn
A	Appeal play
DH	Designated Hitter
PH	Pinch Hitter
PR	Pinch Runner
R	Right-handed pitcher
L	Left-handed pitcher
S	Switch-handed pitcher

## The official score-sheet

The score-sheet is made up of two sheets that are identical except for the column headings.

The first sheet contains all the information on the game and a table for noting down runs per inning. This first sheet is reserved for the visiting team, or whichever team bats first.

The headings of the second sheet are different from those of the first.

The left-hand side contains a repetition of the game data, to identify which game the second sheet refers to.

In the centre should appear the abbreviation identifying the match, according to the provisions of the Games Organisation Commission. The abbreviations can be found on the calendar.

There is also a space for notes, which should be used for recording the circumstances of interruptions to the game, reasons for any protests or reservations, and an explanation of any plays that could be difficult to interpret.

### Headings, first sheet

<b>Tournament:</b>		<b>Date:</b>		<b>Day:</b>
<b>City:</b>	<b>Field:</b>	<b>Start:</b>	<b>End:</b>	<b>Time:</b>
<b>Umpires:</b>				
<b>Scorekeepers:</b>			<b>T.C.:</b>	

- Tournament** Write the name of the competition (Olympic Games, World Cup, Intercontinental Cup, etc.).
- Date** Day, month and year of the game.
- Day** Consecutive number of the day of play (the numbers increase incrementally).
- City** City where game is taking place.
- Field** Name of the stadium where the game is being held.
- Start** Actual start time of the game
- End** Actual finish time of the game
- Time** Time of the game, minus any periods of suspended play, which are recorded under “Notes” on the second sheet.  
For example: a game begins at 1600 and ends at 1900, but is suspended for 20 minutes when a player is injured; the “Time” box would contain the time 2:40, not 3:00. The interruption is recorded in the notes.
- Umpires** Names of umpires with first name, surname and nationality, given in the following order: home plate, first base, second base, third base, left foul line, right foul line.
- Scorekeepers** Names of Official Scorers with first name, surname and nationality.
- T.C.** Names of Technical Commissioners with first name, surname and nationality.

TEAMS	1	2	3	4	5	6	7	8	9	10	11	12	13	14	15	Res.

- Teams** The name of the visiting team, which is the first to bat, is written in the upper box. The name of the home team is entered in the box below.
- 1, 2, 3, 4 etc.** The number of runs per inning are written in the boxes. Where no runs are scored, a zero “0” should be entered (do not write “-“ or leave the box blank). When, in the second half of the final inning, the team that is second to bat is in the lead and does not go to bat, write “X” in the box (do not write “R” or leave the box blank).
- Res.** Final result.

## Headings, second sheet

Tournament:	Day:	Attendances:	<input type="text"/>	<input type="text"/>	<input type="text"/>	<input type="text"/>	Notes:
City:	Date:						
Visitor:							
Home Team:							

- Tournament** Write the name of the competition (Olympic Games, World Cup, Intercontinental Cup, etc.).
- Day** Consecutive number of the day of play (the numbers increase incrementally).
- Date** Day, month and year of the game.
- City** City where game takes place.
- Visitor** Name of visiting team.
- Home team** Name of home team.
- Attendances** Number of attendances
- Notes:** Write down everything that could help to clarify specific actions of the game, except for disciplinary measures or other events that are not relevant. Note down all plays that might confuse a reader. For example, “FF8” is unusual, but if it really occurred, it should be explained in the notes. Interruptions to the game should also be noted, along with the reasons for such. If there is insufficient space an additional sheet may be attached.

We shall now look at the main part, the score report proper, which is identical on both sheets.

## Line-up (batting order)

The top box, which spans three columns, contains the name of the team, and the players’ names are listed below.

PLAYERS			Nº
			1

- Pos.** Defensive position of players, indicated by numbers 1 to 9. The designated hitter is identified with DH. A pinch hitter is indicated with PH. A pinch runner is indicated with PR.
- PLAYERS** First name and surname of the players, in full, and in block capitals. The first line is for the starting player and the next two are for substitutes. When more than three lines are necessary for any given position in the line-up, the lines after position nine shall be used. In this case the batting order number must be indicated alongside the additional names.
- No.** Players’ uniform numbers.

The printed numbers correspond to the numbers in the line-up.

In the event that a team uses a designated hitter, he is listed in the line-up.

## Central section

The central section, which is used to describe all the plays made during the game, is laid out as follows:

[1]	[2]

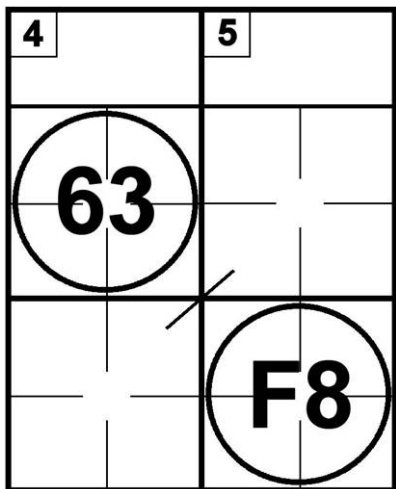
- [1] Space for number of the innings.  
 [2] Space for defense substitutions.

The space [2] should contain the numbers of the defensive positions in superscript, to indicate the substitutions made in an inning with an exponent (ex. 6<sup>2</sup>). In the event that a number of substitutions are made in the same inning, they should all be separated with an oblique stroke “/”.

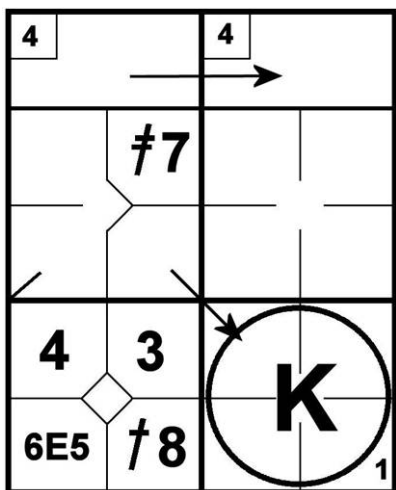
The various squares making up the central section record plays in an anti-clockwise direction as follows: the bottom right square records the hitter-runner’s play for first base, the top

5	4
6	†7

right square the play for second base, and so on. If the batter-runner or runner is put out, the notation should fill all the available space. The open area in the centre of the square should be filled in in the case of earned runs. As the runner reaches each base, an oblique line should be added to close off the square representing that base.



When an inning has finished, a diagonal line is inserted after the final batter (see example) to indicate that this is the end of the inning, and that the starting batter of the next inning will be the one after the line.



When more than nine batters take their turn in a single inning, the next column should be used. The number of the inning must be repeated, and an arrow is used to indicate that the inning continues.

AB	6	4	10
R	-	1	1
ER	-	-	-
H	1	1	2
A	2	1	3
E	-	1	1
LOB	3	-	3

For the first inning, only the figures for the first inning are given alongside the abbreviations in the left-hand column.

For subsequent innings, the left-hand column should contain the data for each individual inning, and the right-hand column contains the cumulative totals, inning by inning, which are calculated by adding the numbers from the two previous left-hand columns.

- AB** Number of turns at bat in the inning. This does not mean Plate Appearances (PA) but Turns at Bat (AB).
- R** Number of runs scored in the inning.
- ER** Number of earned runs in the inning.
- H** Number of hits in the inning.
- A** Number of assists in the inning.
- E** Number of errors committed in the inning.
- LOB** Number of runners left on base in the inning.

## Defense information

**ATTENTION:** If a fielder plays in several defensive roles during the course of a game, putouts, assists, errors, double or triple plays and innings played must be listed separately for each of the defensive roles taken, and must obviously be noted on the line corresponding to the role taken.

DEFENSE					
PO	A	E	DP	IP	Pos

- PO** Number of putouts by each fielder, noted on the line opposite the name.
- A** Number of assists by each fielder, noted on the line opposite the name.
- E** Total number of decisive errors and extra base errors committed by each fielder, noted on the line opposite his name.
- DP** Number of times each fielder participated in a double or triple play, noted on the line opposite his name.
- IP** Number of innings played by each fielder, noted on the line opposite his name. When a fielder is substituted or changes position during an inning, the number is calculated according to the number of putouts. The fraction of an inning is indicated with the whole number followed by “.1” if there has been one putout or “.2” if there have been two. Three putouts are equivalent to one inning.

Information on pitchers, assuming they go to bat from the start, is always noted next to their name in the batting order.

At the bottom of each column, after the spaces reserved for pitchers’ fielding performance, is the total of each individual column.

In the case of innings played, the total number of innings played by the team should be noted, not the sum of the columns of innings played by each individual player.

The number of double or triple plays made by the team is marked in the box to the right of the heading “DOUBLE PLAYS”.

DOUBLE PLAYS	
--------------	--

## Offense information

OFFENSE																	
PA	AB	R	H	2B	3B	HR	GDP	SH	SF	BB	IBB	HP	IO	SB	CS	K	RBI

- PA** Number of times a player’s Plate Appearances.
- AB** Number of turns At Bat.
- R** Number of Runs scored.
- H** Total number of hits. **ATTENTION:** this means all safe hits, not just singles.
- 2B** Number of two-base hits (doubles).
- 3B** Number of three-base hits (triples).
- HR** Number of four-base hits (Home Runs).
- GDP** Number of balls Grounded into Double Play
- SH** Number of sacrifice hits or bunts.
- SF** Number of sacrifice flies.
- BB** Total number of Bases on Balls (including Intentional Bases on Balls)
- IBB** Total number of Intentional Bases on Balls.
- HP** Number of times the batter is hit by the pitched ball.

- IO** Number of times the batter reached first base on Interference or Obstruction.
- SB** Number of Stolen Bases.
- CS** Number of times the runner was Caught Stealing.
- K** Number of strikeouts.
- RBI** Number of Runs Batted In.

**GENERAL NOTE:** The above performance statistics are marked on the line next to the name of the player concerned.

Specifically, if a player has played in two fielding positions and is replaced by another player who goes to bat, the batting statistics for the new player should be recorded on the third line of the offense section, next to the name of the new player.

**GWRBI :** This space contains the name of the player credited with the winning run batted in (Game Winning Run Batted In) (if applicable) and the inning in which this occurred. If this is not applicable, "NO" should be marked.

### Pitching performance

Next we have a summary table of pitching performance.

PITCHERS		WO/LO/SA	E

Next to the defense section there are spaces for pitchers' fielding performance. These spaces are only used if there is a Designated Hitter in the batting order.

The left-hand boxes of the pitchers' table are completed as follows:

- next to the position column, put "R" or "L" or "S" to indicate whether the pitcher is right- or left-handed or Switch.
- the first name and surname of the pitchers are noted in block capitals and in full, in the order in which they pitched.
- next to the column for shirt numbers, the shirt numbers of the pitchers are noted.

The column WO / LO / SA should indicate whether the pitcher is winning, losing, save, starting, relief or finishing.

Under the heading "PITCHERS" there are six lines, which are used for the starting pitcher and his substitutes.

At the end of the column the totals of each individual column are recorded, even in the event that a single pitcher was used.

BF	AB	R	ER	H	2B	3B	HR	SH	SF	BB	IBB	HP	IO	K	WP	BK

- BF** Number of Batters Faced by the pitcher.
- AB** Number of turns At Bat credited to the pitcher.
- R** Number of Runs.
- ER** Number of Earned Runs.
- H** Number of Hits. **ATTENTION:** This includes all safe hits, not just singles.
- 2B** Number of two-base hits / doubles.
- 3B** Number of three-base hits / triples.
- HR** Number of Home Runs.
- SH** Number of Sacrifice Hits.
- SF** Number of Sacrifice Flies.
- BB** Number of Bases on Balls conceded (including intentional).

<b>IBB</b>	Number of Intentional Bases on Balls conceded.
<b>HP</b>	Number of batters Hit by Pitch.
<b>IO</b>	Number of batters who reached first base through Interference or Obstruction.
<b>K</b>	Number of striKeouts.
<b>WP</b>	Number of Wild Pitches.
<b>BK</b>	Number of BalKs.

## Catching performance

To the right of the pitching table there is a section for catchers.

**GENERAL NOTE:** the numbers corresponding to the statistics given below are noted on the line next to the name of the catcher in question.

The **Catchers** column contains the first names and surnames of the catchers, in block capitals and in full. The first line is for the starting catcher and the following lines are for substitutes.

CATCHERS	PB	SB	CS

The last line of the column contains the totals of each individual column, even in the event that there is just one catcher.

<b>PB</b>	Number of Passed Balls
<b>SB</b>	Number of Stolen Bases allowed
<b>CS</b>	Number of runners Caught Stealing by the catcher

## Score-sheet test

The figures for AB, SH, SF, BB, HP, IO and R are taken from the totals on the offense table of the team whose sheet it is.

LOB refers to the total number of runners Left On Base in the team whose sheet it is; this should be taken from the relevant box under the column for the final inning of the match.

The Box Score Balance								
AB	SH	SF	BB	HP	IO	SUM		
<input type="text"/>	+	<input type="text"/>	+	<input type="text"/>	+	<input type="text"/>	=	<input type="text"/>
R	LOB	PO	SUM					
<input type="text"/>	+	<input type="text"/>	+	<input type="text"/>	=	<input type="text"/>		

PO refers to the total number of players Put Out, recorded in the defense statistics of the opposing team.

**NOTE:** Any empty boxes should be filled with a dash, “-“ or a zero “0”.

**IMPORTANT:** The totals obtained from both test sums should be the same. If not, all of the pertinent figures must be re-examined to find the error.

## Completing the tables

While the central sections of the score-sheet are completed during the game, it is a good idea to update the offensive and defensive statistics every now and again, along with the pitchers’ and catchers’ performance data, using tally marks in the various boxes, so as to ensure that the totals have all been entered by the end of the game.

This should not be understood as a contradiction to the procedures described in the previous paragraphs, where the word “number” is always used to denote what should be written in the various boxes.

Here is an example of how tally marks should be used:

To indicate one out, put <sup>|</sup>, 2 outs <sup>||</sup>, 5 outs <sup>||||</sup>, 8 outs <sup>|||||</sup> and so on.

Obviously, tally marks should not be used for boxes “IP” (in the defense statistics), or “BF” or “AB” in the pitching statistics.

## Final score-sheet test

After completing the score-sheet it is necessary to perform some validation operations for the entire report, by executing, in order, the following operations:

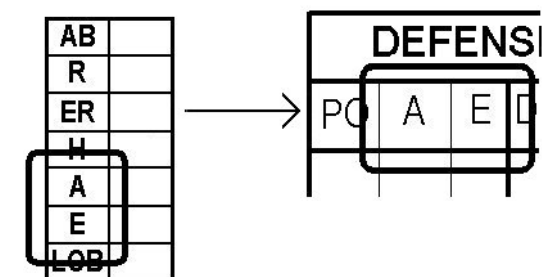
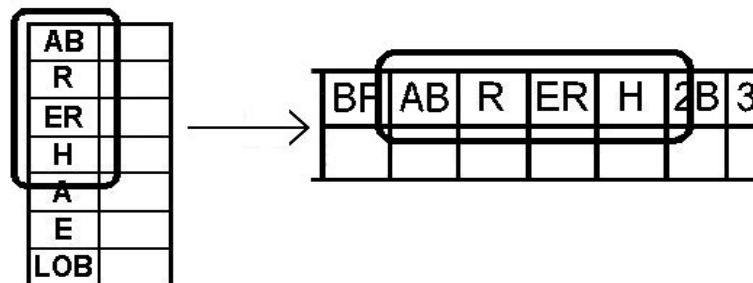
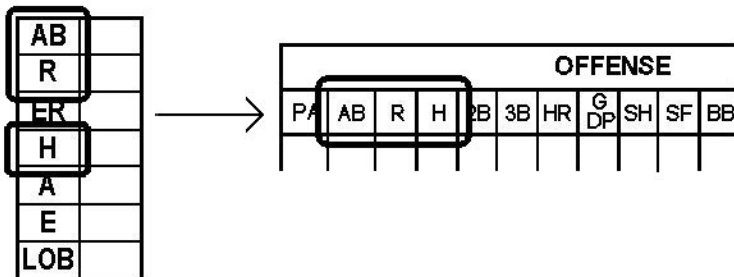
1. Check that the finish time and duration of the game have been entered.

Start:	End:	Time:
--------	------	-------

2. Check that the total runs have been recorded in the section reserved for runs scored, inning by inning.

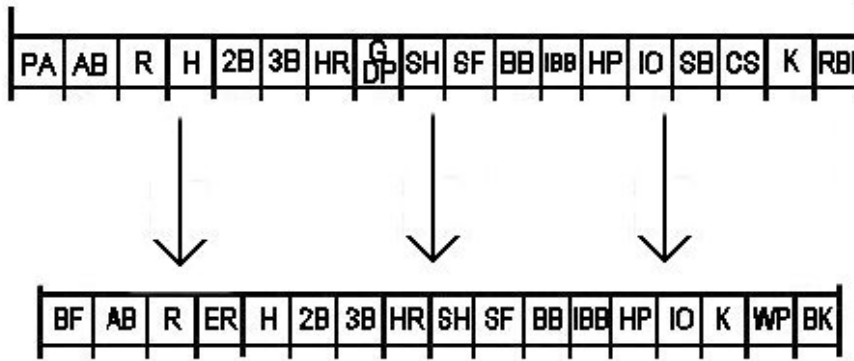
3	RFC

3. Check that **the totals recorded in the lower part of the final inning** correspond with the **offense totals** of the same team, and the **pitchers and fielders** of the opposing team. In particular:
  - a) Turns At Bat (AB), runs scored (R) and hits (H) must correspond to the **offensive totals of the same team**;
  - b) Turns At Bat (AB), runs scored (R), earned runs (ER) and hits (H) must tally with the **pitching totals of the opposing team**.
  - c) Assists (A) and errors (E) must tally with the **defense totals of the opposing team**.



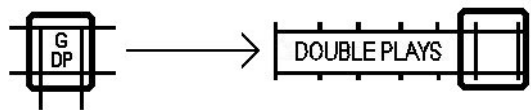
4. Check that the **offense data totals** that correspond to the **pitching data of the opposing team** are the same.



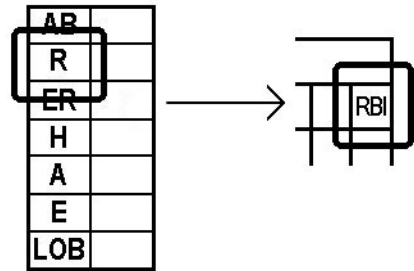


5. Check the data that do not have any counterpart on the other sheet:

a) Grounded into Double Play (GDP): check that double plays are entered in the defense statistics of the opposing team, and that the player really did hit into a double play. **The number of GDPs must always be equal to or less than the number of Double Plays credited to the opposing team. If it is more it means that we have a play like e.g. GDP 6E3.**

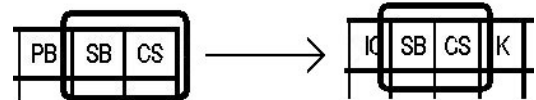


b) Runs Batted In (RBI): check that this figure is no greater than the total runs scored by the team. If the total is less, check that the difference were not actually batted in. **The number of Runs Batted In must always be less than or equal to the number of Runs scored by the same team.**



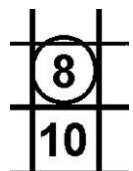
c) Wild pitches (WP) and balks (BK) by the pitchers, and passed balls (PB) by the catchers must be checked visually against the central section of the opposing team's score-sheet.

6. Check that the offense data totals that have a counterpart in the catching record of the opposing team are identical.



7. Check whether there are any Caught Stealing (CS) not credited to the catcher. If there are, the number of Caught Stealing recorded on the catchers' table of the opposing team will be lower. **The number of Caught Stealing credited to the catchers must always be equal to or less than the Caught Stealing on the opposing team.**

8. Check whether there were any runs earned against the pitcher but not against the team. If so, write the team total in a circle above the total runs earned against the pitcher. For example, if runs earned against the pitcher total 10, and two of these were not earned against the team, write "8" above the pitcher's total. **The number of runs earned against the team must always be equal to or less than the runs earned against the pitcher of the same team.**



9. Check that the total number of putouts (PO) recorded in the defense statistics matches the number of innings played, multiplied by three. Each fraction of an inning is equivalent to an out; accordingly, if the number of innings played was 8.2, putouts must be 26 (8 x 3 + 2).

10. In games where there are many changes and substitutions, it is a good idea in every case to check the allocation of innings played for each defensive role, and for each position in the line-up. Below are some examples of the kinds of checks that must be made:

IP	Pos	Green Dolphins	N°	
4.2	5	Smith Brady	36	1
0.2	6 <sup>2</sup>	— " —	36	
2.1	6 <sup>3</sup>	Garreth Louis	45	2
2	8	Mc Parret George	14	
4.1	8 <sup>1</sup>	Hardies Paul	51	3
2.2	2 <sup>2</sup>	Jonathan Carl	2	
6	3	Vincenti Joseph	54	4
3	7 <sup>2</sup>	Parrish Fred	24	
	DH	Lamotta Joe	31	5
	DH	Mc Cullock Brand	16	
3.2	2	Colasanti Ernest	5	6
2.2	2 <sup>1</sup>	Hammond Peter	48	
1.2	8 <sup>2</sup>	— " —	48	7
2	6	Redford Jeffrey	38	
7	4 <sup>1</sup>	— " —	38	8
4	7	Winston Gabriel	57	
5	9 <sup>1</sup>	Hernandez Luis	27	9
4	9	Gonzalez Pedro	8	
2	7 <sup>1</sup>	— " —	8	10
1	3 <sup>1</sup>	— " —	8	
2	4	Mc Carthy Robert	19	11
2.2	6 <sup>1</sup>	— " —	19	
0.2	5 <sup>1</sup>	Carity Bill	60	12
3.2	5 <sup>2</sup>	Casper John	32	
2	3 <sup>2</sup>	Matsumoto Naoki	41	13
	PH	Lagrange Joseph	12	
1.1	6 <sup>4</sup>	Mc Namara Fred	66	14
1	8 <sup>3</sup>	Carity Joe	22	
PITCHERS				
1.2	R	Steff Roland	42	15
2	R	Govern Bill	65	
2.2	L	Lazo Juan Carlos	33	16
1.2	R	Reinoso Humberto	49	
1	L	Farina George	29	17
9	TOTALS			

### POSITION OR DEFENSIVE ROLE

PITCHER (1.2 + 2 + 2.2 + 1.2 + 1) = 9  
 CATCHER (3.2 + 2.2 + 2.2) = 9  
 FIRST BASEMAN (6 + 1 + 2) = 9  
 SECOND BASEMAN (2 + 7) = 9  
 THIRD BASEMAN (4.2 + 0.2 + 3.2) = 9  
 SHORTSTOP (2 + 2.2 + 0.2 + 2.1 + 1.1) = 9  
 LEFT FIELDER (4 + 2 + 3) = 9  
 CENTER FIELDER (2 + 4.1 + 1.2 + 1) = 9  
 RIGHT FIELDER (4 + 5) = 9

### POSITIONS IN BATTING ORDER

1<sup>st</sup> (4.2 + 0.2 + 2.1 + 1.1) = 9  
 2<sup>nd</sup> (2 + 4.1 + 2.2) = 9  
 3<sup>rd</sup> (6 + 3) = 9  
 4<sup>th</sup> (DESIGNATED HITTER) = 9  
 5<sup>th</sup> (3.2 + 2.2 + 1.2 + 1) = 9  
 6<sup>th</sup> (2 + 7) = 9  
 7<sup>th</sup> (4 + 5) = 9  
 8<sup>th</sup> (4 + 2 + 1 + 2) = 9  
 9<sup>th</sup> (2 + 2.2 + 0.2 + 3.2) = 9

**NB:** The Designated Hitter (DH), the Pinch Hitter (PH) and the Pinch Runner (PR) do not play in defense and these players are therefore not credited with any Innings Played (IP).

A check of the innings played for each individual position in the batting order might not come out exactly when the role of Designated Hitter is terminated during the course of a game. In this case, the innings played by each individual defensive position will tally, but they will not match up with the Batting Order where the Designated Hitter appears.

## Substitutions

There are essentially two types of changes:

- Internal changes;
- Changes to the batting order.

### Internal changes

These types of changes are simply a switch in the defensive positions of players, without anyone leaving the game and being replaced by another player.

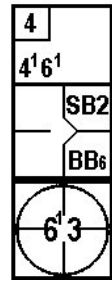
PANTHERS			
Pos	GIOCATORI	N°	
6	Jordan Anthony	27	1
4 <sup>1</sup>	----- " -----	27	
4	Street Joseph	35	2
6 <sup>1</sup>	----- " -----	35	

**ATTENTION:** While the player's name may be replaced with ditto marks (") the shirt number MUST ALWAYS be repeated.

In the example given on the left, Jordan and Street change fielding positions, moving to second base and shortstop respectively. This is how such an internal change is recorded:

A change in defensive position should be indicated by drawing a horizontal line in the opposing team's score-sheet, above the square for the next batter, to indicate that the fielding positions change from that point on.

At the same time, at the top, next to the inning number, the new defensive positions should be indicated by writing the numbers of the changed positions with the superscript 1 (or 2, 3, etc. if there have been several changes in that position). This means that, from that moment on, the defensive plays in which these two defensive players are involved will be noted not with numbers 4 and 6 but with the numbers 6<sup>1</sup> and 4<sup>1</sup>.



**ATTENTION:** Note that offensive performances are always written on the same line, since the batting order does not change.

## Changes in the batting order

This is when a player takes the place of another player in the batting order. His name should be noted in the appropriate place under the name of the replaced player. A vertical line, as in the following example, indicates from which inning the new player began to play. The score-sheet of the opposing team should show the point at which the fielding positions changed, as in the case of an internal change.

In the example, a heavy vertical line indicates that, in the third inning, player John Richie batted for Joseph Street. On the other sheet of the score report a horizontal line is drawn, corresponding to the moment when player Anthony Jordan took over the position of second baseman, and John Richie moved to shortstop.

PANTHERS			1	2	3
Pos	GIOCATORI	Nº			
6	Jordan Anthony	27	1	4	2
4 <sup>1</sup>	----- " -----	27		5	BB <sub>1</sub>
4	Street Joseph	35	2	5	4
6 <sup>1</sup>	Richie John	2		6	BB <sub>2</sub>

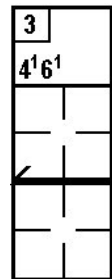
**NOTE:** Obviously, there is no vertical line for Jordan as it was only a change in the defensive positions.

When the new player has no position in the defense line-up, and only in this case, the new player takes the position of Pinch Hitter "PH" (if he has batted in place of the previous batter), or Pinch Runner "PR" if he replaced the previous batter when the batter had already batted and was on base. In this case, either "PH" or "PR" is recorded in the "Pos" column.

On the opposing team's sheet, 4<sup>1</sup> and 6<sup>1</sup> are marked in the appropriate squares, next to the number of the inning in which the change was made.

If, as occurs in the example, the new player takes a different defensive position from that held by the player he replaces, there will be a corresponding change with another fielder. In this case we will have both a change in the batting order and an internal change.

If a player is involved in an internal change and is then put back in his original position, he takes back the defensive number he had originally, when he occupied that position the first time. Thus, in the first example of an internal change, if player Jordan goes back to playing shortstop, his plays from that moment on will be noted with the number 6, not 6<sup>2</sup>.



When more than three players succeed each other in the same place in the batting order, or when for some reason there is not enough room to note a substitution in the appropriate box, the name should be written in the space after the ninth batsman, and the number in the batting order should also be noted, as in the example opposite.

3 <sup>3</sup>	Trump John	32	7

## Pitcher replaces DH in offense

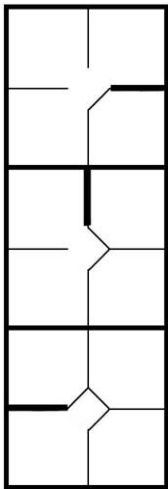
In the event that the pitcher replaces the designated hitter or any other fielder when attacking, the replacement must be noted with a vertical line to indicate that the pitcher came to bat in that inning.

PANTHERS			1	2	3
Pos	GIOCATORI	N°			
DH	Martinez Julio	32	4	2	K
1	Larry Joseph	18	5	BB <sub>1</sub>	

In the example, a vertical line is drawn to indicate that pitcher Joseph Larry began to bat in the third inning for Julio Martinez, who was the Designated Hitter. The change is not noted on the other sheet, as the fielding positions have not changed. In this case, the offensive stats for

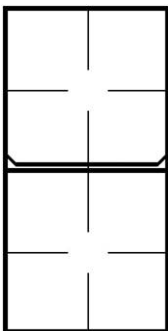
the pitcher will be written in the correspondent line above, but his own defensive stats will be written in his correspondent defensive boxes in the lower part of the score sheet, beside his pitcher credits' boxes.

### Substitution of runners



If a runner is replaced while he is on base, such a substitution is noted by thickening the border of the square for that base. The example shows, in order, substitution of a runner on first base, on second base and on third. We should note that if a player who has replaced a runner on base does not then go on to play in defense, but is replaced in turn, he is defined as a “Pinch Runner” and noted in the “Pos” column with the initials “PR”. Similarly, we might have a Pinch Hitter, when a player who has come in to bat for another player is replaced and does not play in defense. As we have already noted, a substitution in defense is noted on the opposing team’s sheet with a horizontal line.

### Substitution of pitchers



When a defense substitution consists of a change of pitcher, in order to make this event stand out more clearly, the horizontal line is emphasised with two oblique strokes. In this manner, when we come to make our calculations for the pitchers, we can immediately distinguish any pitching substitutions from the other defensive substitutions made.

### Substitution of a batter before he has completed his turn

*When a batter leaves the game with two strikes against him and the substitute batter completes a strikeout, the official scorer shall charge the strikeout and the time at bat to the first batter. If the substitute batter completes the turn at bat in any other manner, including a base on balls, the official scorer shall score the action as having been that of the substitute batter [OBR 10.15 b)].*

## Substitution of a pitcher with a batter in the box

*A relief pitcher shall not be held accountable when the first batter to whom he pitches reaches first base on four called balls if such batter has a decided advantage in the ball and strike count when pitchers are changed.*

1) *If, when pitchers are changed, the count is*

*2 balls, no strike*

*2 balls, 1 strike*

*3 balls, no strike*

*3 balls, 1 strike or*

*3 balls, 2 strikes.*

*and the batter gets a base on balls, the official scorer shall charge that batter and the base on balls to the preceding pitcher, not to the relief pitcher.*

2) *Any other action by such batter, such as reaching base on a hit, an error, a fielder's choice, a force-out, or being touched by a pitched ball, shall cause such a batter to be charged to the relief pitcher. [OBR 10.16 h)].*

3) *If, when pitchers are changed, the count is*

*2 balls, 2 strikes*

*1 ball, 2 strikes*

*1 ball, 1 strike*

*1 ball, no strike*

*no ball, 2 strikes or*

*no ball, 1 strike*

*the official scorer shall charge that batter and the actions of that batter to the relief pitcher.*

### SUMMARY:

- For batters, we check strikes
- For pitchers, we check balls

## Insufficient space on score-sheet

When there is not enough space in the central sections of the score-sheet to record the actions of the game, proceed as follows:

- Take a new score-sheet (1st and/or 2nd page), folding it in such a way that only the central section can be used;
- Write in the headings so as to be able to easily identify the game to which it refers;
- Note down in the boxes on the left-hand side of the first column on the additional sheet the totals of the cumulative statistics for AB, R, ER, H, A, E and LOB. These totals can be found on the corresponding sheet of the full score report.

By superimposing the additional sheet (with its edges folded in) on the corresponding filled sheet, continue to record the actions. Obviously, all the other data (offense, defense, pitchers and catchers) can continue to be recorded on the first sheet.

